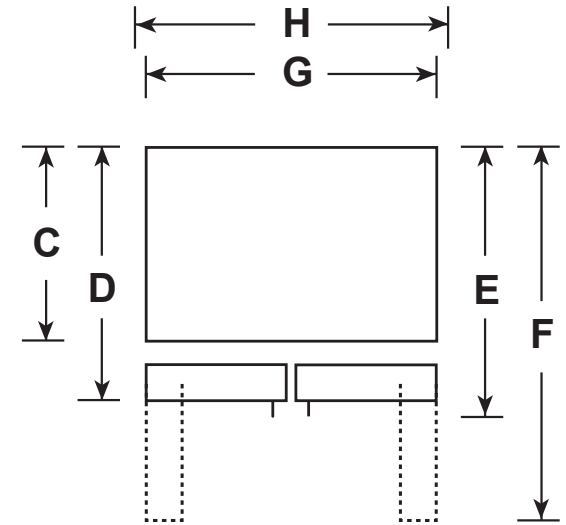
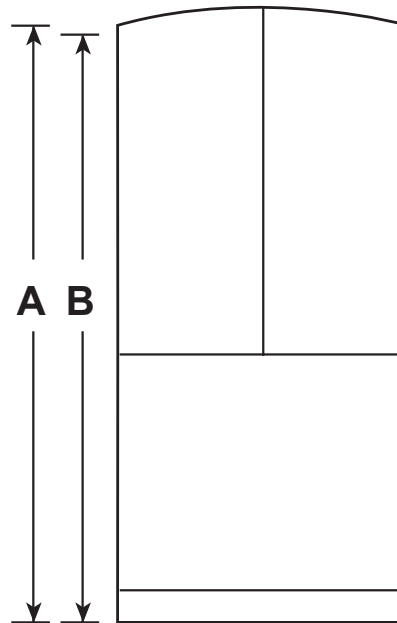


GFE28HGH

GE® Series ENERGY STAR® 27.7 Cu. Ft. French-Door Refrigerator

DIMENSIONS AND INSTALLATION INFORMATION (IN INCHES)

OVERALL DIMENSIONS	Height to top of hinge (in.) A	69-7/8
	Height to top of case (in.) B	69
	Case depth without door (in.) C	29-3/8
	Case depth less door handle (in.) D	34-3/4
	Case depth with door handle (in.) E	36-1/4
	Depth with fresh food door open 90° (in.) F	48-3/8
	Width (in.) G	35-3/4
	Width with door open 90° with door handle (in.) H	44-5/8
AIR CLEARANCES	Each side (in.)	1/8
	Top (in.)	1
	Back (in.)	2



GE APPLIANCES

For answers to your Monogram, GE Café™ Series, GE Profile™ Series or GE® Series appliance questions, visit our website at geappliances.com or call GE Answer Center® service, 800.626.2000.



Listed by
Underwriters
Laboratories



As an ENERGY STAR® partner, GE has determined that this product meets the ENERGY STAR guidelines for energy efficiency.

GFE28HGH

GE® Series ENERGY STAR® 27.7 Cu. Ft. French-Door Refrigerator

FEATURES AND BENEFITS

Dual icemaker - An icemaker in both compartments gives you more ice whenever you need it

Full-width electronic temperature-controlled drawer with LED light - 5 accurate settings deliver the optimal temperatures for keeping foods fresh

TwinChill™ evaporators - Separate climates in the fresh food and freezer sections help maintain temperature and humidity levels to keep foods fresh

Showcase LED lighting - Positioned throughout the interior and under fresh food doors to spotlight foods inside the refrigerator and in the freezer

Stainless steel dispenser with pullout tray - Easily fills large containers like pitchers or ice buckets with filtered water and ice

Space-saving icemaker - Located on the door with integrated bins to create more usable storage space

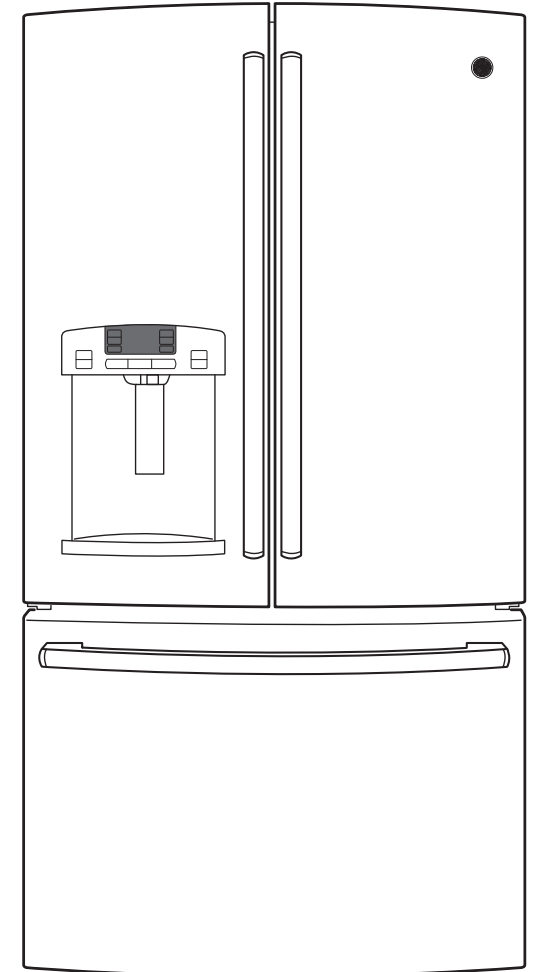
Quick Space Shelf - Functions as a normal full-sized shelf when needed and easily slides down for instant storage flexibility

Turbo Cool and Turbo Freeze settings - An extra boost of cold air restores interior to set temperature for optimum food freshness

Advanced water filtration uses RPWFE replacement filter - Removes trace pharmaceuticals from water and ice

Model GFE28HGHWW - High-gloss White

Model GFE28HGHBB - High-gloss Black



GE APPLIANCES



As an ENERGY STAR® partner, GE has determined that this product meets the ENERGY STAR guidelines for energy efficiency.