

Café™ 30" Built-In Gas Cooktop

CGP70302NS1

CAFÉ

DISTINCT BY DESIGN™



FEATURES & BENEFITS

Versatile burner complements every cooking style - Sear, fry and sautee on a 18,000 BTU burner

More cooking with less cookware - Get the most from your cooktop and eliminate the need for extra cookware with an extra-large, integrated cooktop griddle as an optional accessory

Lights that do more than shine - Enjoy peace of mind with a touch of style thanks to white LED backlit, heavy-duty knobs that let you know when a burner is activated at a glance

When you're updating your kitchen, attention to detail is a priority. That's why Café cooktops are guaranteed for an exact fit or Café Appliances will pay up to \$100 toward modifications

Plentiful space for lots of cookware - Cook several dishes at once on a 30" cooktop with five sealed burners that provide multiple levels of heat

Simmer away - Always get your hollandaise just right with a simmer burner that provides low, even heat

Create a look that matches your personal style - Select from premium finish hardware options to create a stunning look customized to any owner's taste

One surface makes cooking easier - Easily move heavy cookware across the surface without worry, thanks to continuous, cast-iron burners

Safety controls add peace of mind - Prevent unintended burner activation with control lock capability

Spend more time cooking and less time cleaning up - Keep your kitchen sparkling, even when there's a spill with sealed cooktop burners that contain messes for easy cleanup

Let the dishwasher do the cleaning - Enjoy the party without worrying about clean up, thanks to dishwasher-safe grates and knobs

APPEARANCE

Color Appearance	Stainless Steel
Control Knobs	Dishwasher Safe, Stainless Steel Appearance, White LED Backlit
Cooktop Burner Grate Color	Matte Black
Installation	Over Single Wall Oven (except Single-Double), Above Warming Drawer

FEATURES

Cooktop Surface	Deep Stainless Steel
Cooktop Burner Type	5 Sealed
Control Location	Front Center
Control Type	Knob
Ignition System	Electronic
Burner - Left Front	9,500 BTU
Burner - Left Rear	9,500 BTU
Burner - Right Front	12,000 BTU
Burner - Right Rear	5,000 BTU
Burner - Center	18,000 BTU
Cooktop Burner Grate Features	Continuous Grates, Dishwasher Safe, Edge-to-Edge Grates, Self-Clean
Cooktop Burner Grate Material	Porcelain
Fuel Type	Natural Gas (factory set)
Valves (Degree of Turn)	270

WEIGHTS & DIMENSIONS

Approximate Shipping Weight	50 lb
Cabinet Width	30 in
Cutout Dimensions (W x D) (In.)	28-1/2 x 19-5/8
Net Weight	44 lb
Overall Depth	21 in
Overall Height	5-1/2 in
Overall Width	30 in

POWER/RATINGS

Burner BTU Ratings (000's/BTU) - LP Gas	(1) 18.0
	(1) 12.0
	(2) 9.5 (1) 5.0
Burner BTU Ratings (000's/BTU) - Natural Gas	(1) 18.0
	(1) 12.0
	(2) 9.5 (1) 5.0
Volts/Hertz/Amps	120V, 60Hz, 5A

ACCESSORIES

Griddle	Cast Iron (optional)
Stainless Steel Cleaner	Included
LP Conversion Kit	Included

Café™ 30" Built-In Gas Cooktop

CGP70302NS1

CAFÉ

DISTINCT BY DESIGN™

WARRANTY

Parts warranty	Limited 1-year entire appliance
Labor warranty	Limited 1-year entire appliance
Warranty notes	See written warranty for full details

DIMENSIONS AND INSTALLATION

AGA Requirement: All gas cooktop models require

7/16" free area below cooktop height to combustible material. Requires 18" minimum from countertop to adjacent overhead cabinets.

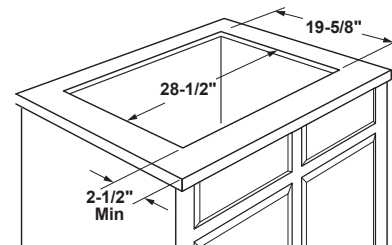
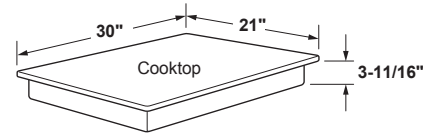
Note: If installing with a Telescopic Downdraft System, consult both cooktop and downdraft installation instructions packed with product before installing. Cooktop gas/electric supply may need to be re-routed to install downdraft.

Electrical Rating: 120V, 60Hz, 5A

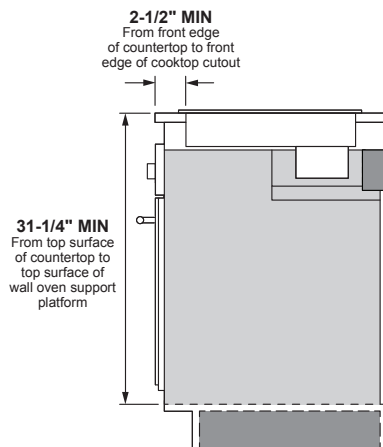
Installation With Single Wall Oven Information:

30" Gas Cooktops are approved for use over select Café 27" and 30" Wall Ovens and Warming Drawers. 30" and 36" Gas cooktops are approved for use over select 30" Wall Ovens and Warming Drawers. Refer to cooktop and wall oven/warming drawer installation instructions packed with product for current dimensional data.

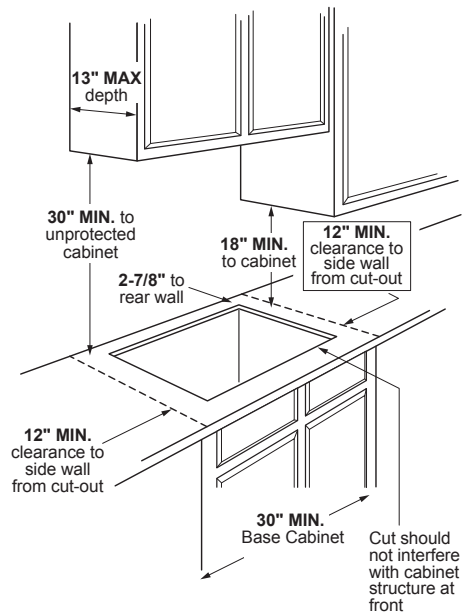
Installation Information: Before installing, consult installation instructions, packed with product, for current dimensional data.



Installation above a wall oven



Dimension and installation information are shown in inches.
*Allow 5-3/4" depth at rear for electrical and gas connections



ADDITIONAL ACCESSORIES



CXCG1K0PMBZ
Brushed Bronze
Knobs



CXCG1K0PMSS
Brushed Stainless
Knobs



CXCG1K0PMBT
Brushed Black
Knobs



CXCG1K0PMCU
Brushed Copper
Knobs



CXCG1K0PMCG
Brushed Brass
Knobs



CXCG1K0PMFB
Flat Black
Knobs