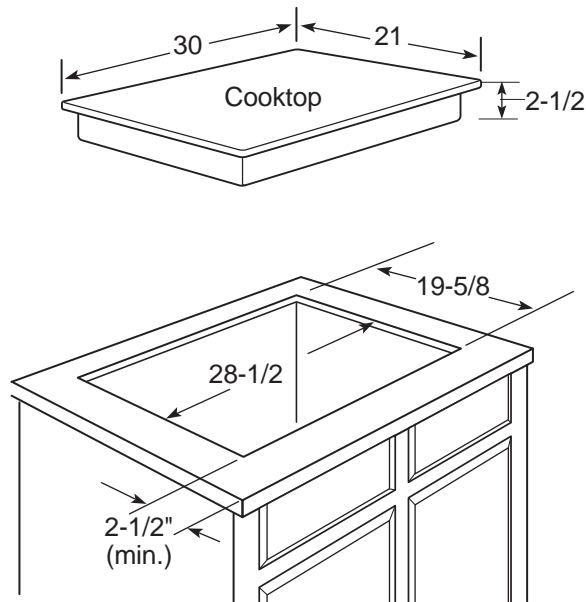




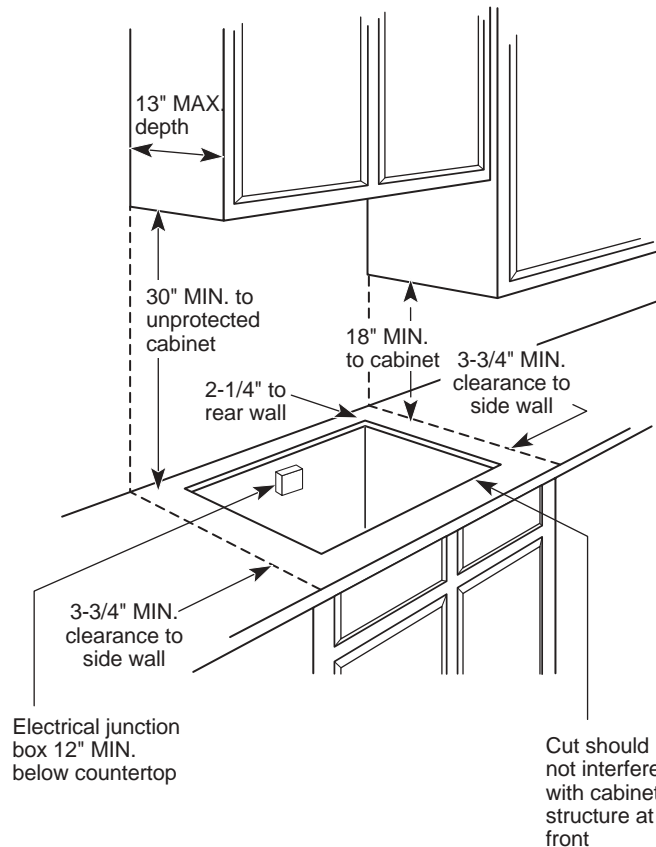
GE Appliances

JGP336AED/BED/CED/WED—GE 30" Built-In Gas Cooktop

Dimensions (in inches)



Counter Installation Dimensions (in inches)



AGA Requirement: All gas cooktop models required 7/16" free area below cooktop height to combustible material. 0" Clearance is required between left and right sides of cooktop below countertop. Requires 18" minimum from countertop to adjacent overhead cabinets.

Note: If installing with a GE Profile™ Telescopic Downdraft System, consult both cooktop and downdraft installation instructions packed with product before installing. Cooktop gas/electric supply may need to be re-routed to install downdraft.

Electrical Rating: 120V, 60Hz, 5A

Installation With Single Wall Oven Information: 30" Gas Cooktops are approved for use over select GE 27" Wall Ovens. 30" and 36" Gas cooktops are approved for use over 30" Wall Ovens. Refer to cooktop and wall oven installation instructions packed with product for current dimensional data.

Installation Information: Before installing, consult installation instructions, packed with product, for current dimensional data.

Optional Gas Range Wok Accessory
(Available at Additional Cost)

JXWK-Wok Accessory sits on top of maximum burner grate to hold a round bottom wok.


For answers to your Monogram®, GE Profile™ or GE appliance questions, visit our website at GEAppliances.com or call GE Answer Center® service, 800.626.2000.





GE Appliances

JGP336AED/BED/CED/WED—GE 30" Built-In Gas Cooktop



Features and Benefits

- 30" Tempered Glass Cooktop
- Sealed Cooktop Burner Design
- Maximum Output Burner
- Precise Simmer Burner
- Dishwasher Safe Deluxe Cast Grates
- Porcelain-Enameled One-Piece Drip Pans
- Electronic Pilotless Ignition
- Right-Side Controls
- Model JGP336WEDWW – White on white
- Model JGP336BEDBB – Black on black
- Model JGP336AEDAA – Almond on almond
- Model JGP336CEDCC – Bisque