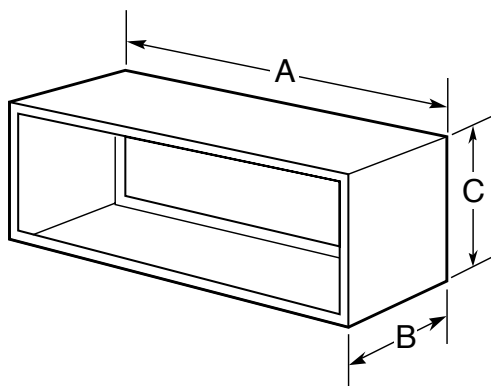




GE Appliances

AZ55H07D—GE Zoneline Premium Series Heat Pump Unit

Wall Case Dimensions



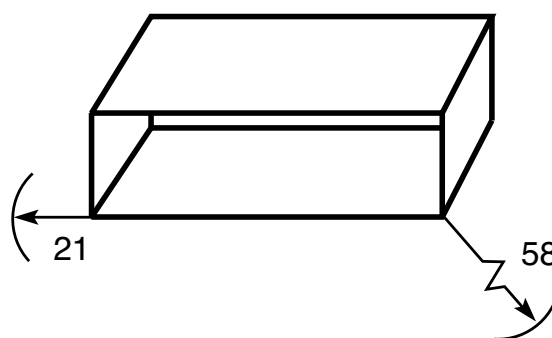
RAB71 Wall Sleeve

Heavy-gauge galvanized steel, with insulation.
A – 42", B – 13-3/4", C – 16"

RAB77 Wall Sleeve

Molded SMC fiberglass-reinforced polyester compound.
A – 42-1/8", B – 13-7/8", C – 16-1/4"

Maximum Cord Extension (in inches)



Wall Opening Dimensions

Add 1/4" to A and C dimensions for all cut-out size.
RAB71 16-1/4" Min. H x 42-1/4" Min. W
RAB71 available in 16", 24", 28" and 31" depths
RAB77 16-1/2" Min. H x 42-3/8" Min. W

230/208 Volt Line Cord Connected Units

Line Cord Kit	Electric Heat (Btuh)	Electric Heater Watts	Electric Heat Amps	Min. Circuit Protection (Amps)
RAK3153	8,600/7,100	2,550/2,090	11.6/10.6	15
RAK3203	11,700/9,600	3,450/2,820	15.5/14.1	20
RAK3303	17,000/13,900	5,000/4,090	22.3/20.3	30

230/208 Volt Sub-Base Connected Units

Sub-Base	Electric Heat (Btuh)	Electric Heater Watts	Electric Heat Amps	Min. Circuit Protection (Amps)
RAK204D15P	8,600/7,100	2,550/2,090	11.6/10.6	15
RAK204D20P	11,700/9,600	3,450/2,820	15.5/14.1	20
RAK204D30P	17,000/13,900	5,000/4,090	22.3/20.3	30

Specification Revised 4/06

390590

Electrical Wiring

All wiring, including installation of receptacle, must be made in accordance with local electrical codes and regulations.

Note: Aluminum wiring may pose special problems – consult a qualified electrician.

Grille Options

Stamped Aluminum Grille – RAG60

Exterior Architectural Louvers Durable Polycarbonate:

RAG61 or RAG64 (Beige) RAG63 or RAG66 (Bittersweet)
RAG62 or RAG65 (Maple) RAG67 (Extruded Aluminum)

Retrofit Kits:

RAK901L – Wall Case Insulation for use with heat pumps.
RAK40 – Deflector Kit to adapt chassis for use with existing exterior architectural louvered grilles.

Ducted Applications

2800 and 3800 series can be used with ductwork to heat or cool more than one room. RAK6052 Duct Adaptor is applied to top of case over air discharge/RAK601 Duct Extension is applied to right or left of adaptor. Locally fabricated ductwork may be added to extend to maximum recommended distance of 15 feet.

Electrical Connection

230/208 volt units may be plugged into a receptacle. 265 volt units are provided with a junction box and require direct connection. (NEC Requires 265V Direct Connection) See Architects and Engineers Design Data Manual for electrical connection information including use of sub-base for direct connected units. Installation must comply with local electrical codes and regulations.


Power Connection kits required on all Zoneline chassis.

For answers to your Monogram,[®] GE Profile[™] or GE[®] appliance questions, visit our website at ge.com or call GE Answer Center[®] service, 800.626.2000.



GE Appliances

AZ55H07D—GE Zoneline Premium Series Heat Pump Unit



Features and Benefits

- Cooling with Heat Pump and Electric Heat Back-up
- 230/208V Model
- 7,100/6,800 BTUH (Cooling)
- 6,400/6,200 BTUH (Reverse Cycle Heat)
- 12.0 EER/3.5 COP
- 1.7 Dehumidification (pts/hr)
- 240/220 CFM Indoor Fan
- Electronic Microcomputer Controls
- TactileTouch Pad Controls with LED
- Solid State Thermostat Control
- Up-Front Filters For Easy Access and Cleaning
- Two Fan Motors For Indoor and Outdoor Section to Assure Quiet Operation
- Simultaneous Supplemental Heat Allows Unit to Decide If BOTH Heat Pump and Electric Heat are Needed For Desired Room Temperature
- Reverse Cycle Defrost By Monitoring Operating Conditions
- Hidden Manual Vent Control For Fresh Air Introduction
- Hidden Fan Cycle Switch
- Freeze Sentinel™ Protects Unoccupied Rooms Against Freeze-Up
- Staged Heating
- Electronic 7-Step Temperature Limiting to Prevent Overcooling or Overheating of Room
- Remote Control Compatibility For Wall-Mounted Thermostats
- Model AZ55H07DAB - Base Model
- Model AZ55H07DAD - Internal Condensate Removal System