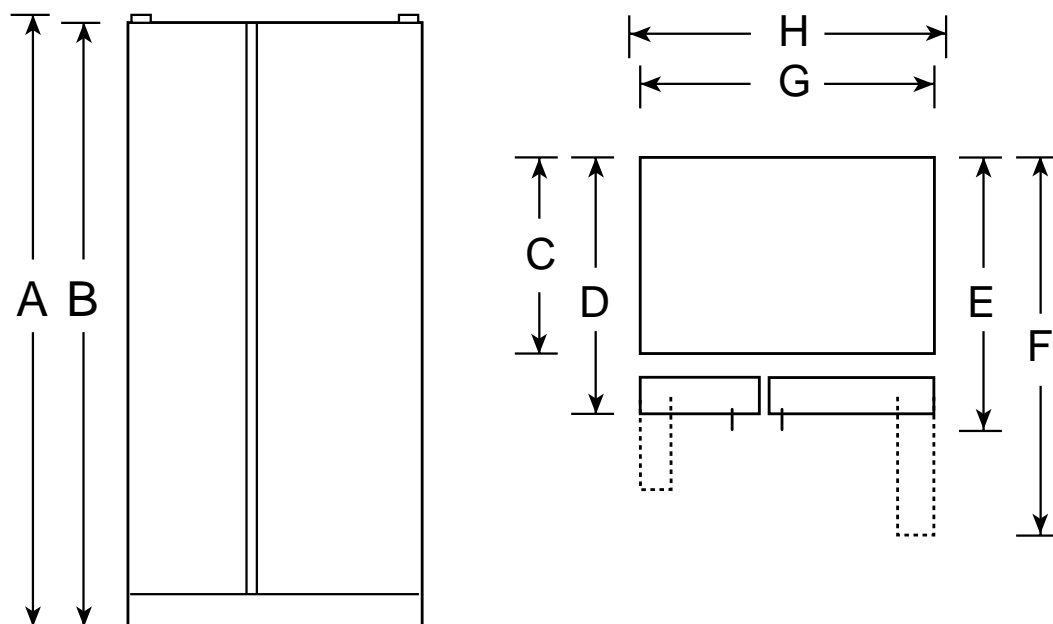




PSS25NGM - GE Profile Arctica™ 25.3 Cu. Ft. Side-By-Side Refrigerator with Dispenser

Dimensions (in inches)



Overall Dimensions	Height with hinge (in.) A	69-1/4
	Height without hinge (in.) B	68-3/4
	Depth without Doors (in.) C	28
	Depth with Doors (in.) D	32-1/4
	Depth plus Handle with Doors Closed (in.) E	34-11/16
	Depth with Doors open 90° (in.) F	50-1/16
	Width with Doors Closed (in.) G	35-3/4
	Width with Doors open 90° Less Door Handle(in.) H	36
Air Clearances	Each side (in.)	1/8
	Top (in.)	1
	Back (in.)	1

Note: Add 9/16" for water hook-up. Hook-up fits in 5/8" back air clearance when calculating installation depth.

If installed against a wall, allow clearance of 14-1/4" on freezer side to remove bin.

To remove fresh food pans, remove door bins.

Clearance required to remove fresh food full-size pan without disassembling: 19" (25 cu. ft.)

Plus, allow additional space for any necessary leveling adjustments.

Note: If the doors cannot be fully opened because of an obstruction or a wall on either side, a door stop should be provided to prevent door or wall damage. If the doors cannot be opened at least 90 degrees, access to the drawers is limited.

Specification Revised 3/01


For answers to your Monogram®, GE Profile™ or GE appliance questions, visit our website at WWW.GEAppliances.com or call GE Answer Center® service, 800.626.2000.



Total volume and shelf area are calculated by the Association of Home Appliance Manufacturers' standards.



Listed by Underwriters Laboratories

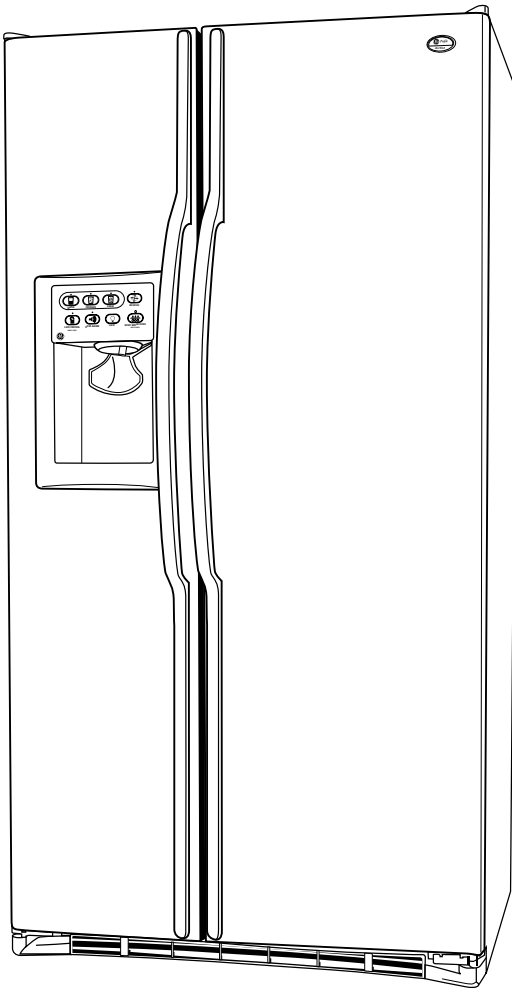


As an ENERGY STAR® Partner, GE has determined that this product meets the ENERGY STAR® guidelines for energy efficiency.



Profile™

PSS25NGM - GE Profile Arctica™ 25.3 Cu. Ft. Side-By-Side Refrigerator with Dispenser



Features and Benefits

- 25.3 cu. ft. Capacity (Fresh Food 15.9 cu. ft. / Freezer 9.4 cu. ft.)
- Energy Star Rated
- CustomCool™ Technology
- ClimateKeeper™ System
- Upfront Electronic Digital Display Temperature Control
- SmartWater™ Plus Provides Cleaner, Better Tasting Water and Ice through the LightTouch! Dispenser (Water, Cubed and Crushed Ice)
- Integrated Shelf Support System
- Full-extension Slide 'N Store™ Freezer Baskets
- FrostGuard™ Technology
- Quick Ice™ Setting
- Door Alarm
- Child Lock
- 3 Tilt-Out Freezer Storage Bins (2 Adjustable)
- Tri-Level Lighting
- 4 Fresh Food ClearLook™ Modular Door Shelves (2 Adjustable)
- QuickSpace™ Shelf
- 3 Adjustable Glass Fresh Food Cabinet Shelves (2 Slide-Out, Spill-Proof)
- Contoured Exterior
- Electronic Icemaker
- Premium Quiet Design
- Model PSS25NGMWW - White on white
- Model PSS25NGMBB - Black on black
- Model PSS25NGMCC - Bisque