
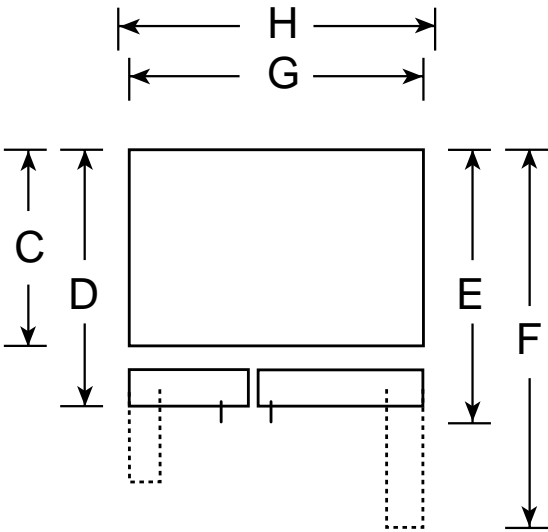


HOTPOINT

CSX25GPCWW - Hotpoint 25.2 Cu. Ft. Side-by-Side Refrigerator with Dispenser



Front View



Top View

Overall Dimensions	Height with hinge (in.) A	69-3/4
	Height without hinge (in.) B	68-3/4
	Depth without Doors (in.) C	28
	Depth with Doors (in.) D	30-1/2
	Depth plus Handle with Doors Closed (in.) E	32-1/2
	Depth with Doors open 90° (in.) F	49-3/8
	Width with Doors Closed (in.) G	35-3/4
	Width with Doors open 90° Less Handle (in.) H	36-1/8
Air Clearances	Each side (in.)	3/4"
	Top (in.)	1
	Back (in.)	1

*If installed against a wall, allow 11-1/4" on freezer side to remove Ice bin.

To remove fresh food pans, remove door bins.
13-5/8" Clearances required to remove fresh food full-size pan without disassembling.



Total volume and shelf area are calculated by the Association of Home Appliance Manufacturers' standards.




Listed by Underwriters Laboratories



HOTPOINT

CSX25GPCWW - Hotpoint 25.2 Cu. Ft. Side-by-Side Refrigerator with Dispenser



Features and Benefits

- 25.2 cu ft Capacity (Fresh Food 15.92 cu ft / Freezer 9.32 cu ft)
- OneTouch! Dispenser Delivers Chilled Water, Crushed and Cubed Ice Through the Door
- Hotpoint Water Filter
- Adjustable Humidity Fruit/Vegetable Crispers
- Adjustable Temperature Meat Pan
- 3 Adjustable Fresh Food Glass Cabinet Shelves
- 4 Fresh Food Door Shelves (2 Adjustable with Gallon Storage)
- Dairy Compartment
- Utility Bin
- 3 Adjustable Wire Everwhite Freezer Compartment Shelves
- 1 Sliding Freezer Storage Bin
- 5 Freezer Door Shelves
- Quiet Package
- Color-Matched Door Handles
- Model CSX25GPCWW - White on white
- Model CSX25GPCAA - Almond on almond