

# Café™ Professional Series 30" Built-In Single Electric Convection Wall Oven

CTS70DP2NS1

C A F É



## FEATURES & BENEFITS

Precision is the name of your cooking game - Confidently try new recipes and perfectly execute your favorites, using a smart system that automatically tracks progress, modifies temperatures and adjusts cook times

Brighten up life in the kitchen - Easily navigate wall oven settings using a stunning full color display that adds an unexpected touch of style to your kitchen

The perfect bake is now perfectly easy - Achieve unrivaled performance with the only system that delivers top-down true convection for consistent results on special occasion favorites like roasts, chicken, turkey and more

No preheat, no hassle - Save time with a variety of precision cooking modes that eliminate the need for preheating

Fried taste. Crisp texture. Less oil. - Make your favorite "fried" foods healthy, thanks to a mode that crisps without using oil for frying

Enjoy convenient temperature control from anywhere - Preheat while running errands or change oven temperatures while doing yard work with the Café Appliances Kitchen app

Create a look that matches your personal style - Select any combination of premium finishes and hardware options to create a stunning look customized to any owner's taste

The oven rack that handles it all - Easily remove heavy dishes with a roller rack that is specially designed to glide smoothly and stay in the oven during the self-clean cycle, so you never have to handle cumbersome racks again

The perfect fit you've always dreamed of - When you're updating your kitchen, attention to detail is a priority. That's why Café wall ovens are guaranteed for an exact fit or Café Appliances will pay up to \$300 toward modifications.

## APPEARANCE

Color Appearance	Stainless Steel
Oven Door Features	Big View Oven Window
Handle	Café Pro Style; Brushed Stainless; Customizable
Installation	Above Warming Drawer; Undercounter; Under Cooktop; Side-by-Side; Under Built-In Advantium; Under Built-In Microwave

## FEATURES

Configuration	Single Oven
Cooking System	True European Convection with Direct Air
Oven Cleaning Type	Self-Clean with Steam Clean Option
Cleaning Time	Variable with Delay Clean Option
Oven Cooking Modes	Convection Bake Convection bake Multi-Rack Convection Broil Hi/Lo Convection Roast Thermal Bake Thermal Broil Hi/Lo Turkey Mode Keep Warm Proof Precision Cooking Modes Scan-To-Cook
Self-Clean Oven Door Lock	Automatic
Control Type	7" Full-Color Touch LCD Screen
Oven Features	10-Pass Bake Element 10-Pass Dual Broil Element Closed Door Broiling
Oven Rack Features	1 Never Scrub Roller Rack 1 Never Scrub Flat Rack 6 Embossed Rack Positions
Oven Control Features	12-Hour Shut-Off Capability Audible Preheat Signal Auto Recipe Conversion C° or F° Programmable Sabbath Mode Control Lock Capability Cook Time Delay Time Electronic Clock & Kitchen Timer Temperature Probe
WiFi Connect	Built-In
Connected Capabilities	Amazon Alexa The Google Assistant IFTTT Fresco Innit Sonos Google Home
Cooking Technology	Convection
Oven Interior	2 Halogen Interior Oven Lights Black Gloss Finish Hidden Bake

## CAPACITY

Total Capacity (cubic feet)	5.0 cu ft
-----------------------------	-----------

## POWER / RATINGS

Amp Rating at 208V	20
Amp Rating at 240V	20
Bake Wattage	2850W
Broiler Wattage	4300W
Convection Wattage	2400W
KW Rating at 208V	3.2
KW Rating at 240V	4.2

## WEIGHTS & DIMENSIONS

Approximate Shipping Weight	177 lb
Net Weight	161 lb
Overall Height	28-5/8 in
Overall Width	29-3/4 in
Overall Depth	26-3/4 in
Cabinet Width	30 in
Cutout Dimensions (W x H x D) (in.)	28-5/8 x 27-5/16 x 23-1/2
Oven Interior Dimensions (W x H x D) (in.)	25 x 17-3/8 x 20-1/4

# Café™ Professional Series 30" Built-In Single Electric Convection Wall Oven

CTS70DP2NS1



### OPTIONAL ACCESSORIES

30" Never Scrub Roller Rack	UXWORXR30
Large Broiler Pan	WB48X10056
60" Replacement Electrical Conduit	WB18T10581
72" Replacement Electrical Conduit	WB18T10578

### WARRANTY

Parts Warranty	Limited 1-Year Entire Appliance
Labor Warranty	Limited 1-Year Entire Appliance
Warranty Notes	See Written Warranty for Full Details

### DIMENSIONS AND INSTALLATION INFORMATION

Single wall ovens are NOT approved for stacking above or below another single wall oven.

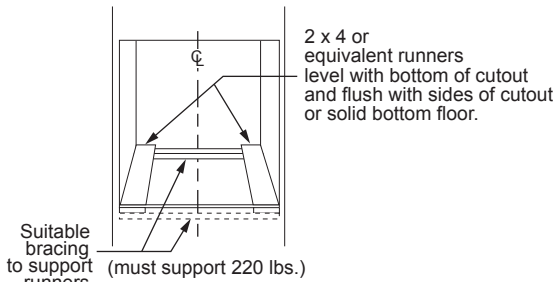
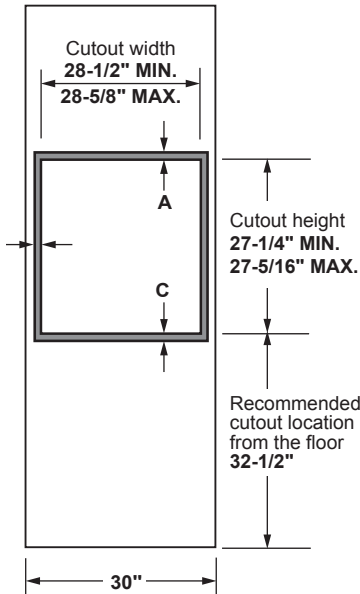
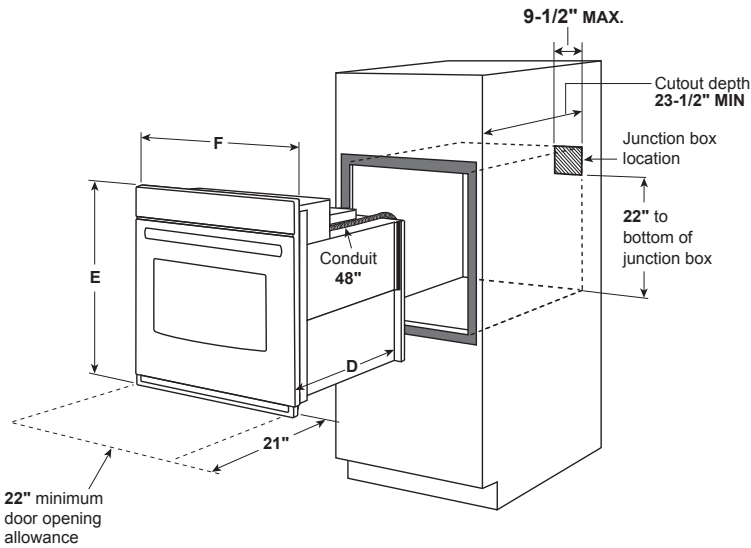
Wall coverings, countertops and cabinets surrounding the wall oven must be able to withstand a temperature of up to 200°F (94°C).

If the cabinet in which the wall oven is installed does not have a solid bottom, two braces or runners must be installed to support the weight of the oven. The runners and braces must support up to 220 lbs (99 kg).

Door handle protrudes 3" from door face. Cabinets and drawers on adjacent 45° and 90° walls should be placed to avoid interference with the handle.

**ATTENTION INSTALLER:** Electric wall ovens are NOT approved for installation with a plug and receptacle. They must be hard wired into an approved junction box.

**IMPORTANT:** Before installing, consult installation instructions packed with product for current dimensional data.



<b>Cabinet</b>	30"
A - Overlap of oven at top of cutout	1-1/4"
B - Overlap of oven other side of edge of cutout	3/4"
C - Overlap of oven at bottom of cutout	1-1/4"
<b>Oven</b>	
D - Install depth	23-1/2"
E - Overall height with trim	28-5/8"
F - Overall width	29-3/4"

Dimension and installation information are shown in inches.

# Café™ Professional Series 30" Built-In Single Electric Convection Wall Oven

CTS70DP2NS1

CAFÉ

## DIMENSIONS AND INSTALLATION INFORMATION

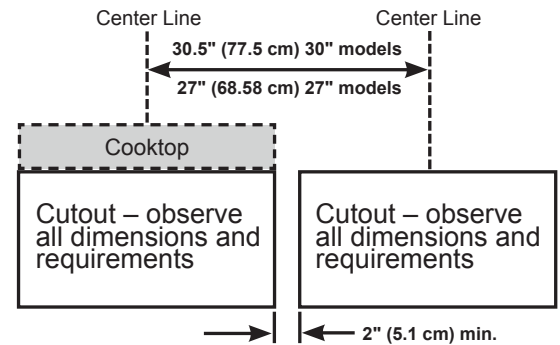
30" single electric wall ovens are approved for installation below a countertop, and below certain gas and electric cooktops. Refer to the Approved Combinations Matrix available at [cafeappliances.com](http://cafeappliances.com) for specific information.

30" single electric wall ovens are approved for installation above 27" and 30" warming drawers.

**ATTENTION INSTALLER:** Electric wall ovens are NOT approved for installation with a plug and receptacle. They must be hard wired into an approved junction box.

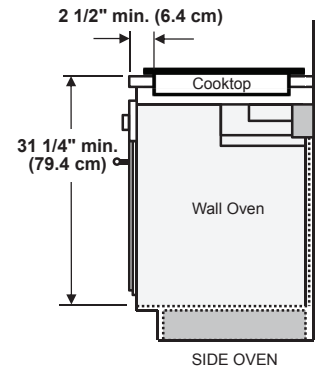
**IMPORTANT:** Before installing, consult installation instructions packed with ALL products for current dimensional and combination data.

### SIDE-BY-SIDE INSTALLATION (TWO OVENS IN SEPARATE CUTOUTS)



**NOTE:** One cooktop may be centered over either oven in the side-by-side installation.

## INSTALLATION BELOW A COOKTOP



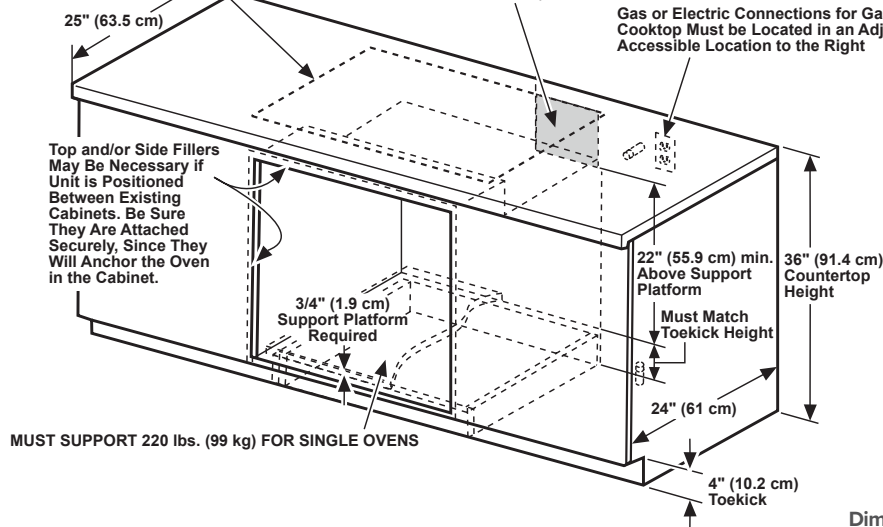
**IMPORTANT:** Maintain a minimum distance of **31 1/4"** from the top surface of the countertop to the wall oven platform to ensure that the cooktop and wall oven do not interfere with each other (see picture).

## UNDERCOUNTER INSTALLATION

**Gas or Electric Cooktops May Be Installed Over This Oven.  
See Cooktop Installation Instructions for Cutout Size.  
See Label on Top of Oven for Approved Models.**

**240V/208V  
Junction Box  
Location  
(junction box may  
be in adjacent  
cabinet)**

**Gas or Electric Connections for Gas Cooktop Must be Located in an Adjacent Accessible Location to the Right**



Dimension and installation information are shown in inches.

## ADDITIONAL ACCESSORIES



CXWS0H0PMBZ  
Brushed Bronze  
1 handle



CXWS0H0PMSS  
Brushed Stainless  
1 handle



CXWS0H0PMBT  
Brushed Black  
1 handle



CXWS0H0PMCU  
Brushed Copper  
1 handle



CXWS0H0PMCGB  
Brushed Brass  
1 handle



CXWS0H0PMFB  
Flat Black  
1 handle