

PEP7030DT

GE Profile™ 30" Built-In Touch-Control Electric Cooktop

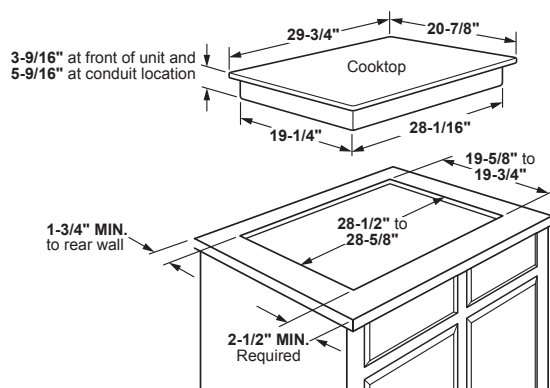
DIMENSIONS AND INSTALLATION INFORMATION (IN INCHES)

IMPORTANT: Requires a 5" free area between the bottom of the cooktop to any combustible material, i.e., shelving. Free area not required when installing wall oven underneath cooktop. Refer to installation instructions. Requires a 15" minimum from cooktop to adjacent overhead cabinets. Units are furnished with a 48" flexible armored cable.

NOTE: 30" Ribbon cooktops are approved for use over select GE 27" and GE 30" Single Wall Ovens and Warming Drawers. Refer to cooktop and wall oven/warming drawer installation instructions packed with product for current dimensional data. If installed with a GE Telescopic Downdraft System, consult both the cooktop and downdraft installation instructions packed with product before installing. Cooktop gas/electric supply may need to be re-routed to install downdraft. The countertop cutout requires 23-1/2" minimum flat countertop surface and 25" minimum total countertop depth. In addition, other clearances to front edge of the countertop must be considered. **Before installing, consult installation instructions packed with product for current dimensional data.**

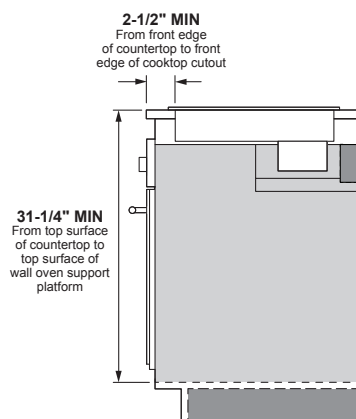
CUTOUT FILLER TRIM KIT: A filler trim kit is available for use if your countertop cutout is larger than the dimension shown, up to 29-13/16" x 20-7/16". Order JXTR32B for black or JXTR32W for white, to reduce the cutout opening for installation of this cooktop. These kits may be ordered from your GE Appliances Dealer.

APPROXIMATE COOKING DIMENSIONS

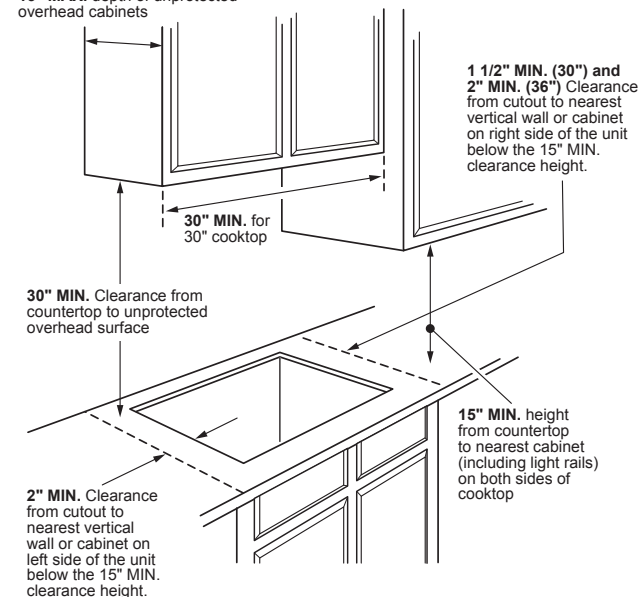


To insure accuracy, it is best to make a template when cutting the opening in the counter

INSTALLATION ABOVE A WALL OVEN



13" MAX. depth of unprotected overhead cabinets



VOLTAGE (60HZ AC)	240V	208V
CONNECTED LOAD (MAX.)	9.5kW	7.1kW
CURRENT DRAW (MAX.)	39.6 Amps	34.3 Amps
RECOMMENDED CIRCUIT BREAKER*	40 Amps	40 Amps

*NOTE: Check local codes for required breaker size.



For answers to your Monogram, GE Café™, GE Profile™ or GE Appliances product questions, visit our website at geappliances.com or call GE Answer Center® Service, 800.626.2000.



PEP7030DT

GE Profile™ 30" Built-In Touch-Control Electric Cooktop

FEATURES AND BENEFITS

Power Boil on Dual-Ring Element Precision

Temperature Control

Glide Touch Controls - 11 Control Levels

Easy Clean Surface

Synchronized Elements

Chef Connect

Built-in WiFi

Compatible Cooktop with Smart


Cookware Keep Warm Setting

Control Lock

Hot Surface Indicator Lights

Fit Guarantee

Model PEP7030DTBB - Black on black



OPTIONAL FILLER TRIM KIT

Fill in any counter top gaps with this filler trim kit. Order part number JXTR32B.

GUARANTEED FIT

Replacing a similar cooktop from GE Appliances or another brand? GE cooktops are guaranteed for an exact fit or GE Appliances will pay up to \$100 toward modifications.

Visit geappliances.com for more info.

COMPATIBLE COOKTOP WITH SMART COOKWARE

Smart pans easily pair with this smart cooktop to ensure you get the perfect cooking results. Accessories sold separately.

