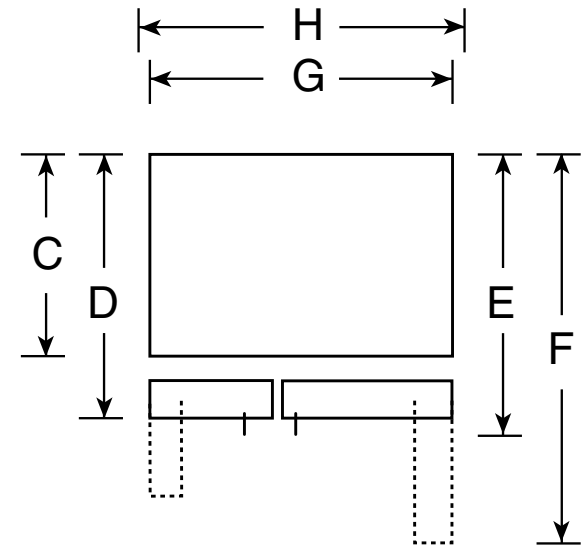
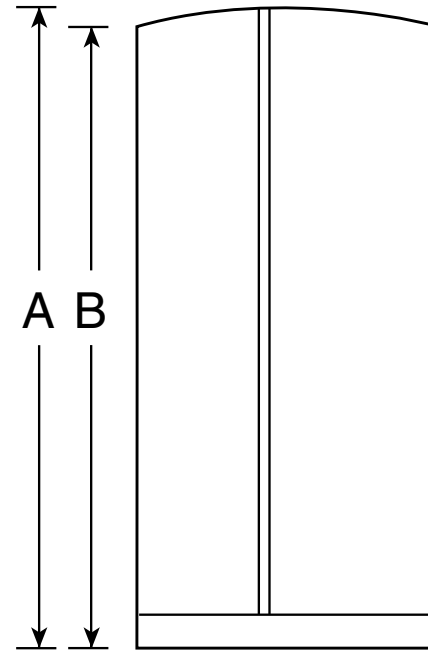


PSE26KGE

GE Profile™ Series 25.9 Cu. Ft. Side-By-Side Refrigerator with Dispenser

Dimensions and Installation Information (in inches)

Overall Dimensions	Height to top of hinge (in.) A	69-1/2
	Height to top of case (in.) B	69
	Case depth without door (in.) C	28
	Case depth less door handle (in.) D	32-1/4
	Case depth with door handle (in.) E	34-3/4
	Depth with fresh food door open 90° (in.) F	50
	Width (in.) G	35-3/4
	Width with door open 90° inc. door handle (in.) H	43-1/2
Air	Each side (in.)	1/8
	Top (in.)	1
	Back (in.)	2



†Water hook-up fits in back air clearance when calculating installation depth.

If installed against a wall, allow clearance of 14-3/16" on freezer side to remove bin. To remove fresh food pans, remove door bins.

Clearance required to remove fresh food full-size pan without disassembling is 18-15/16".

Allow additional space for any necessary leveling adjustments.



imagination at work

For answers to your Monogram® or GE appliance questions, visit our website at geappliances.com or call GE Answer Center® service, 800.626.2000.



Listed by
Underwriters
Laboratories



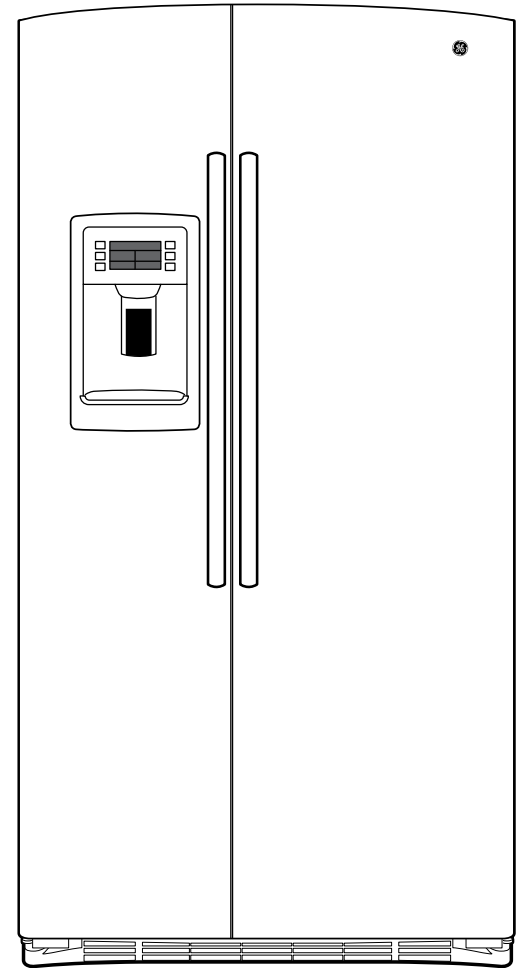
Specification Revised 9/14

PSE26KGE

GE Profile™ Series 25.9 Cu. Ft. Side-By-Side Refrigerator with Dispenser

Features and Benefits

- Angled ALL LED lighting in fresh food and freezer - Illuminates every inch of the fresh food and freezer compartments
- Adjustable slide-out, spillproof glass shelves - Raised edges help contain spills and make clean up quick and easy
- Fresh food multi-level drawers - Provides the ideal environment for storing your fruits and vegetables
- Adjustable Clear Look door bins - Hold gallon containers with ease and free up valuable shelf space
- Arctica icemaker - Holds up to 10 lbs of ice, so there's enough for all occasions
- Multi-level freezer baskets - Provide plenty of easy-access storage for frozen foods
- Quick Ice setting - Create ice up to 50% faster than normal settings
- Turbo Cool setting - Drops interior temperature to maintain freshness after frequent openings
- Advanced filtration - Removes trace pharmaceuticals from water and ice* and uses replacement filter MWF
(*Removes ibuprofen, atenolol, fluoxetine, progesterone and trimethoprim. These pharmaceuticals are not necessarily in all users' water)
- Model PSE26KGEWW - High-gloss White
- Model PSE26KGEBB - High-gloss Black



imagination at work