

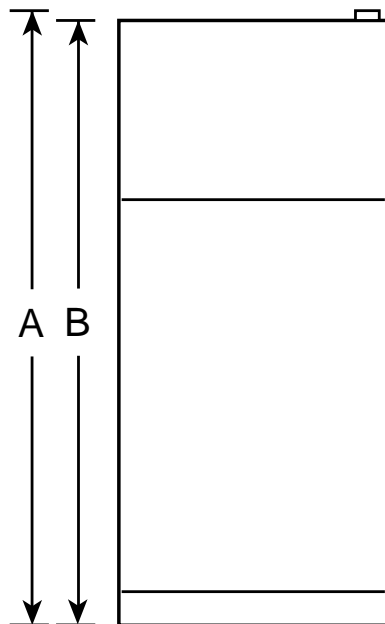


**GE Appliances**

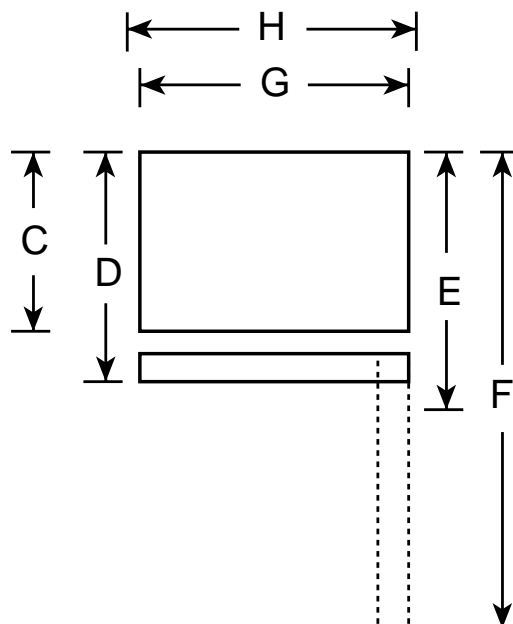
## GTH15BBM – GE 14.4 Cu. Ft. Capacity Top-Freezer Refrigerator

Dimensions (in inches)

Front View



Top View



|                    |  |               |
|--------------------|--|---------------|
| Overall Dimensions | Height to top of hinge (in.) <b>A</b>                    | <b>61-3/4</b> |
|                    | Height to top of case (in.) <b>B</b>                     | <b>61-1/4</b> |
|                    | Height to mid-freezer (in.)                              | <b>51-3/8</b> |
|                    | Case depth without door (in.) <b>C</b>                   | <b>25-7/8</b> |
|                    | Case depth less door handle (in.) <b>D</b>               | <b>29-1/8</b> |
|                    | Case depth with door handle (in.) <b>E</b>               | <b>29-1/8</b> |
|                    | Depth with fresh food door open 90° (in.) <b>F</b>       | <b>54-7/8</b> |
|                    | Width (in.) <b>G</b>                                     | <b>28</b>     |
|                    | Width with door open 90° less door handle (in.) <b>H</b> | <b>28-5/8</b> |
| Air Clearances     | Each side (in.)  | <b>3/4</b>    |
|                    | Top (in.)  | <b>1</b>      |
|                    | Back (in.)   | <b>1</b>      |

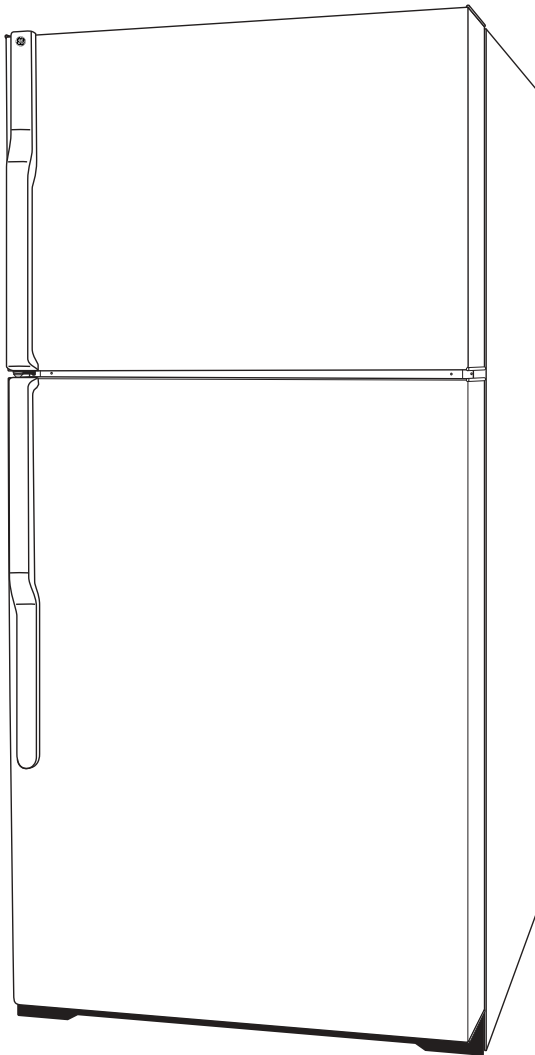




**GE Appliances**

---

## **GTH15BBM – GE 14.4 Cu. Ft. Capacity Top-Freezer Refrigerator**



### **Features and Benefits**

- 14.4 cu. ft. Capacity
- Energy Star® Qualified
- Upfront Temperature Controls
- NeverClean™ Condenser
- 2 Full-Width Adjustable Wire Everwhite Fresh Food Cabinet Shelves
- 2 Fixed Fresh Food Door Shelves with Tall Bottle Storage
- 2 Fruit/Vegetable Crispers
- Deluxe Quiet Design
- 2 Fixed Freezer Door Shelves
- Color-Matched Door Handles
- Model GTH15BBMWW – White on white
- Model GTH15BBMCC – Bisque on bisque