

PSS26LGS

GE Profile™ ENERGY STAR® 25.6 Cu. Ft. Side-By-Side Refrigerator

Dimensions and Installation Information

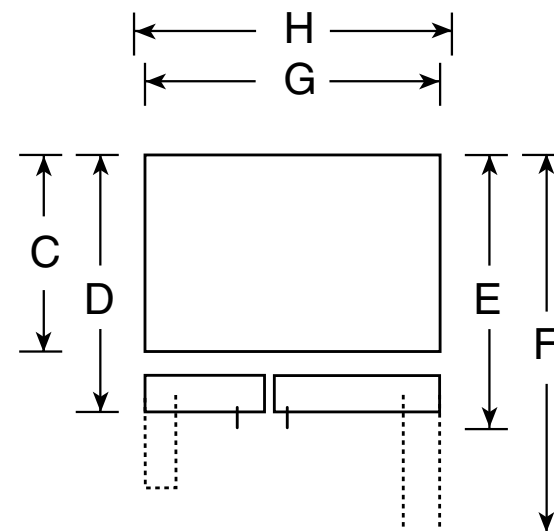
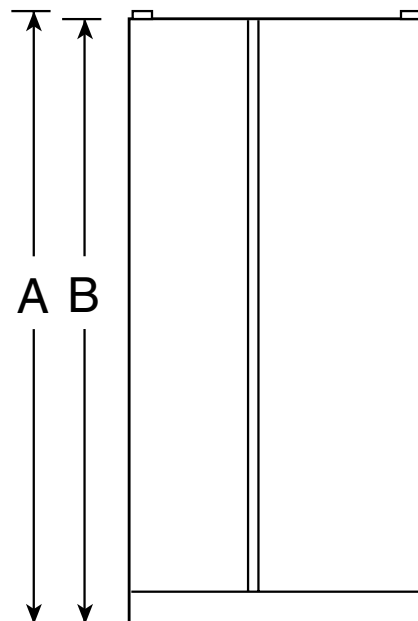
Overall Dimensions	Height to top of hinge (in.) A	69-1/4
	Height to top of case (in.) B	68-3/4
	Case depth without door (in.) C†	28
	Case depth less door handle (in.) D†	32-1/4
	Case depth with door handle (in.) E†	34-11/16
	Depth with fresh food door open 90° (in.) F†	50-1/16
	Width (in.) G	35-3/4
	Width with door open 90° inc. door handle (in.) H	42
Air Clearances	Each side (in.)	1/8
	Top (in.)	1
	Back (in.)	1

†Water hook-up fits in back air clearance when calculating installation depth.

If installed against a wall, allow clearance of 14-3/16" on freezer side to remove bin. To remove fresh food pans, remove door bins.

Clearance required to remove fresh food full-size pan without disassembling is 18-15/16".

Allow additional space for any necessary leveling adjustments.



Top View

For answers to your Monogram®, GE Profile™ or GE® appliance questions, visit our website at ge.com or call GE Answer Center® service, 800.626.2000.

Dimension and installation information are shown in inches.



imagination at work



Listed by
Underwriters
Laboratories



As an ENERGY STAR® partner, GE has determined that this product meets the ENERGY STAR guidelines for energy efficiency.

Specification Created 10/04


210321

PSS26LGS

GE Profile™ ENERGY STAR® 25.6 Cu. Ft. Side-By-Side Refrigerator

Features and Benefits

- Upfront Electronic Touch Temperature Controls - Extremely precise and easy to use.
- Integrated Ice™ System - Frees up valuable freezer space. It tilts down, providing easy access to bulk ice
- LightTouch!™ tall dispenser - Delivers chilled water cubed ice or crushed ice at the slightest touch
- Integrated Shelf Support System - Provides strong, yet flexible support
- FrostGuard™ Technology - Reduces freezer burn, so foods retain their texture and flavor
- Adjustable Slide-Out, Spillproof Glass Shelves - Shelves slide out, spills stay put
- TurboCool™ Setting - “Revs up” the refrigerator, cooling it quickly after frequent door openings
- GE SmartWater™ Plus Filtration System - Delivers clean, great-tasting water and ice through the LightTouch!™ Dispenser with indicator light
- ClearLook™ Adjustable Gallon Door Bin - Store gallon containers with ease
- Model PSS26LGSWW - White on white
- Model PSS26LGSCC - Bisque on bisque
- Model PSS26LGSBB - Black on black



imagination at work



As an ENERGY STAR® partner, GE has determined that this product meets the ENERGY STAR guidelines for energy efficiency.

Specification Created 10/04

210321