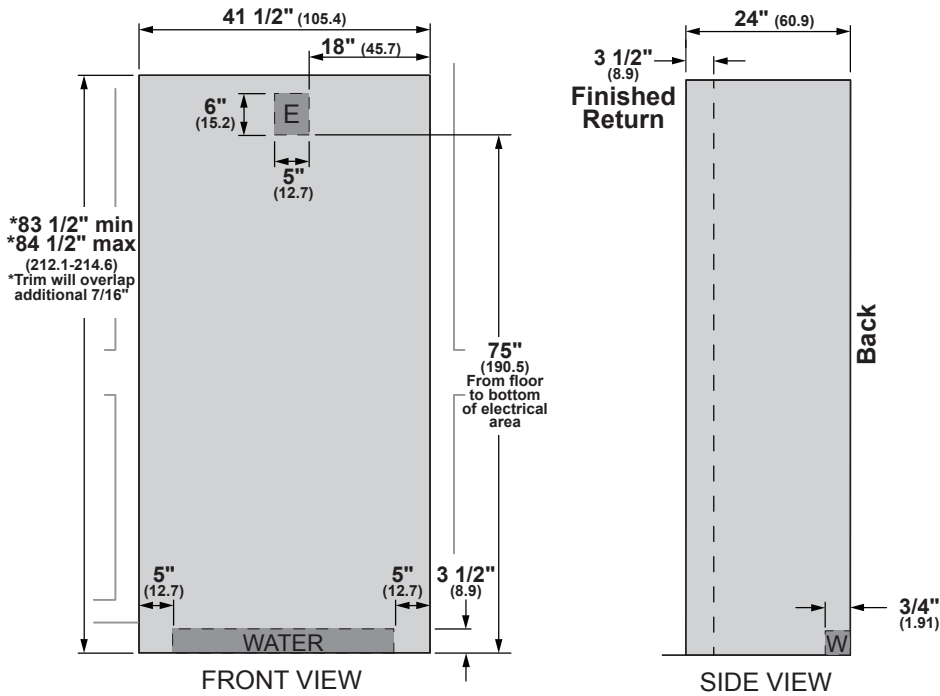


MONOGRAM 42" BUILT-IN COLUMNS RETROFIT

STANDARD INSTALLATION



The refrigerator will project forward, slightly beyond adjacent cabinetry.

NOTES

In a side-by-side installation of a left-and-right-hand door swing product, minimum 1/2" clearance between the units is required. Also required is Side-by-Side Heater/Dual Installation Kit, ZUGC

⚠ WARNING:

When installing appliance, you must use and follow the product installation instructions. These can be found with unit or on web at monogram.com.

This document is intended for cabinet and panel construction only.

A minimum 3 1/2" (8.9) finished return matching cabinet exterior recommended on interior on all sides and top at front of opening.

ATTENTION ELECTRICIAN:

A 115 volt 60Hz., 15 or 20 amp supply is recommended for each product. An individual properly grounded branch circuit or circuit breaker is recommended. Install a properly grounded 3-prong electrical receptacle recessed into the back wall. Electrical must be located on rear wall as shown.

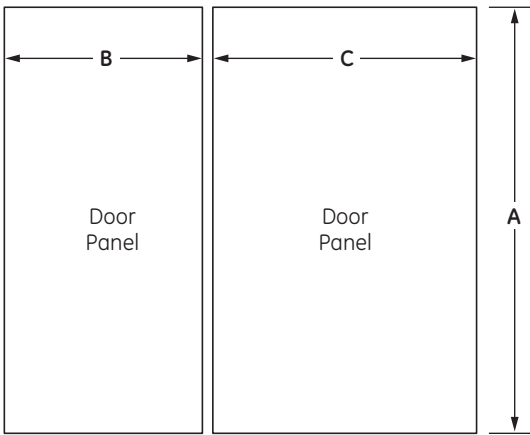
For retro fit installations, both units can be plugged into the same electrical supply receptacle.

ELEVATE EVERYTHING™

MONOGRAM

MONOGRAM 42" BUILT-IN COLUMNS RETROFIT

RETROFIT 3/4" PANEL DIMENSIONS DUAL INSTALLATION WITH 18" FREEZER, ZIF180NPKII AND 24" REFRIGERATOR, ZIR240NPKII



PANEL DIMENSIONS

A	B	C
79 7/8"	17 9/16"	23 9/16"

NOTES

Refrigerators and freezers are designed to be customized with decorative panels. Field-installed 3/4" custom door panels are required.

Maximum total panel weight: 45 lbs

Note: For panels constructed with rails and stiles (5-panel), the rails and stiles must be a minimum of 2" wide.

For Custom Panels: Use templates provided with units to pre-drill holes for mounting panel brackets (provided with unit). Adjustment screws and instructions also provided with units.

Door Handles: Custom handles are required for flush installation.

ZKHCSSK: European tubular stainless steel handle designed to fit 3/4" panels. Kit includes one handle - 44 1/4" long.

ZKHPSS1: Professional tubular stainless steel handle designed to fit 3/4" overlay panels.

ZKCSC184: Door panel with European tubular stainless steel handle for 18" unit

ZKCSP184: Door panel with Professional stainless handle for 18" unit

ZKCSC249: Door panel with European tubular stainless steel handle for 24" left hand unit

ZKCSP249: Door panel with Professional stainless handle for 24" left hand unit

ZKCSC244: Door panel with European tubular stainless steel handle for 24" right hand unit

ZKCSP244: Door panel with Professional stainless steel handle for 24" right hand unit

ZKCSC304: Door panel with European tubular stainless steel handle for 30" unit

ZKCSP304: Door panel with Professional stainless steel handle for 30" unit

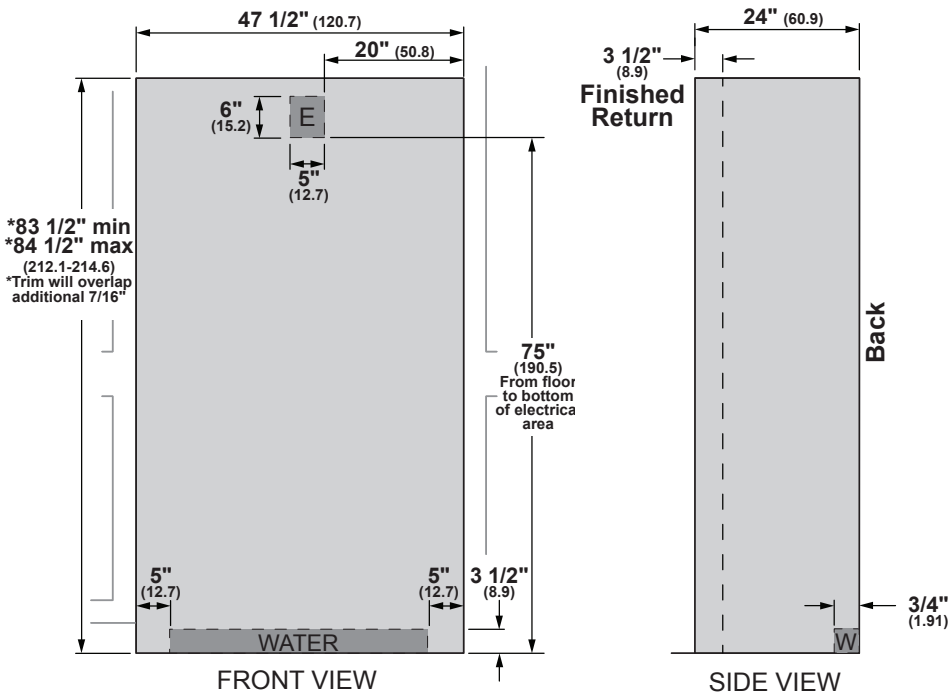
ELEVATE EVERYTHING™

MONOGRAM

Product Specification Revised 10/18

MONOGRAM 48" BUILT-IN COLUMNS RETROFIT

STANDARD INSTALLATION



The refrigerator will project forward, slightly beyond adjacent cabinetry.

NOTES

In a side-by-side installation of a left-and-right-hand door swing product, minimum 1/2" clearance between the units is required. Also required is Side-by-Side Heater/Dual Installation Kit, ZUGC

WARNING:

When installing appliance, you must use and follow the product installation instructions. These can be found with unit or on web at monogram.com.

This document is intended for cabinet and panel construction only.

A minimum 3 1/2" (8.9) finished return matching cabinet exterior recommended on interior on all sides and top at front of opening.

ATTENTION ELECTRICIAN:

A 115 volt 60Hz., 15 or 20 amp supply is recommended for each product. An individual properly grounded branch circuit or circuit breaker is recommended. Install a properly grounded 3-prong electrical receptacle recessed into the back wall. Electrical must be located on rear wall as shown.

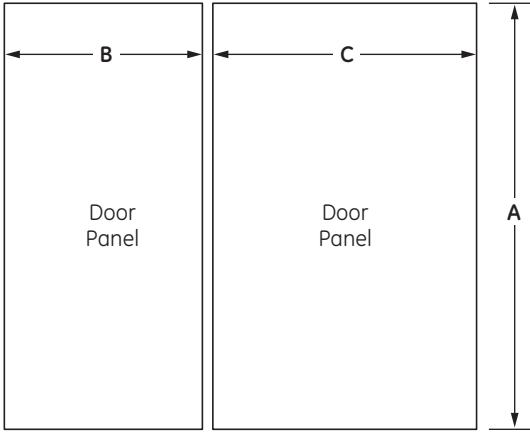
For retro fit installations, both units can be plugged into the same electrical supply receptacle.

ELEVATE EVERYTHING™

MONOGRAM

MONOGRAM 48" BUILT-IN COLUMNS RETROFIT

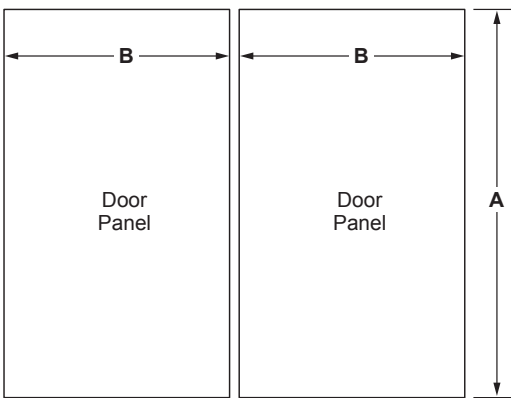
RETROFIT 3/4" PANEL DIMENSIONS DUAL INSTALLATION WITH 18" FREEZER, ZIF180NPKII AND 30" REFRIGERATOR, ZIR300NPKII



PANEL DIMENSIONS

A	B	C
79 7/8"	17 9/16"	29 9/16"

RETROFIT 3/4" PANEL DIMENSIONS DUAL INSTALLATION WITH 24" FREEZER, ZIF240NPKII AND 24" REFRIGERATOR, ZIR240NPKII



PANEL DIMENSIONS

A	B
79 7/8"	23 9/16"

NOTES

Refrigerators and freezers are designed to be customized with decorative panels. Field-installed 3/4" custom door panels are required.

Maximum total panel weight: 45 lbs

Note: For panels constructed with rails and stiles (5-panel), the rails and stiles must be a minimum of 2" wide.

For Custom Panels: Use templates provided with units to pre-drill holes for mounting panel brackets (provided with unit). Adjustment screws and instructions also provided with units.

Door Handles: Custom handles are required for flush installation.

ZKHCSK: European tubular stainless steel handle designed to fit 3/4" panels. Kit includes one handle - 44 1/4" long.

ZKHPSS1: Professional tubular stainless steel handle designed to fit 3/4" overlay panels.

ZKCSC184: Door panel with European tubular stainless steel handle for 18" unit

ZKCSP184: Door panel with Professional stainless handle for 18" unit

ZKCSC249: Door panel with European tubular stainless steel handle for 24" left hand unit

ZKCSP249: Door panel with Professional stainless handle for 24" left hand unit

ZKCSC244: Door panel with European tubular stainless steel handle for 24" right hand unit

ZKCSP244: Door panel with Professional stainless steel handle for 24" right hand unit

ZKCSC304: Door panel with European tubular stainless steel handle for 30" unit

ZKCSP304: Door panel with Professional stainless steel handle for 30" unit

ELEVATE EVERYTHING™

MONOGRAM

FEATURES AND BENEFITS

FULLY INTEGRATED COLUMN DESIGN

With concealed hinge offers a look of seamless perfection that installs flush with surrounding cabinetry

PANEL-READY EXTERIOR WITH SIX-WAY ADJUSTABILITY

Accepts stainless steel European- or Professional-style panels ordered separately from Monogram or custom panel & handle from your cabinet maker

RETROFIT CAPABILITY

Allows you to replace a 48" or 42" built-in side-by-side refrigerator with two column refrigerators with no cabinet or electrical modifications

RAMP-UP LED INTERIOR LIGHTING

Throughout the fresh food compartment accentuates the sophisticated interior and allows easy viewing of contents

AUTOFILL PITCHER

Automatically refills when placed on its dock inside the refrigerator, so you'll have a pitcher of chilled, filtered water ready anytime

REMOTE CONNECTIVITY VIA WIFI

Allows you to wirelessly control refrigerator settings from your smartphone, using an available app

ADJUSTABLE, HYDROPHOBIC, SPILL-RESISTANT GLASS SHELVES WITH INTEGRATED LED LIGHTING

Provide convenient storage and a clean appearance

FINELY CRAFTED, ADJUSTABLE ALUMINUM DOOR BINS WITH GLASS ACCENTS

Offer easy access to beverages and quick-grab items

UPFRONT, ELECTRONIC-TOUCH CONTROLS

Make it easy to adjust climate settings to create ideal food storage conditions

TEMPERATURE-CONTROLLED DRAWER

Offers added storage flexibility with pre-programmed settings for meat, beverage, and deli

SOFT-CLOSE DRAWERS

Smoothly and quietly slide into a secure shut position

HUMIDITY-CONTROLLED VEGETABLE DRAWER

Helps preserve the freshness of foods

DEDICATED EVAPORATOR SEALED SYSTEM

Helps maintain a precise temperature throughout the fresh food compartment



ELEVATE EVERYTHING™

MONOGRAM

FEATURES AND BENEFITS

FULLY INTEGRATED COLUMN DESIGN

With concealed hinge offers a look of seamless perfection that installs flush with surrounding cabinetry

PANEL-READY EXTERIOR WITH SIX-WAY ADJUSTABILITY

Accepts stainless steel European- or Professional-style panels ordered separately from Monogram or custom panel & handle from your cabinet maker

RETROFIT CAPABILITY

Allows you to replace a 48" or 42" built-in side-by-side refrigerator with two column refrigerators with no cabinet or electrical modifications

RAMP-UP LED INTERIOR LIGHTING

Throughout the fresh food compartment accentuates the sophisticated interior and allows easy viewing of contents

AUTOFILL PITCHER

Automatically refills when placed on its dock inside the refrigerator, so you'll have a pitcher of chilled, filtered water ready anytime

REMOTE CONNECTIVITY VIA WIFI

Allows you to wirelessly control refrigerator settings from your smartphone, using an available app

ADJUSTABLE, HYDROPHOBIC, SPILL-RESISTANT GLASS SHELVES WITH INTEGRATED LED LIGHTING

Provide convenient storage and a clean appearance

FINELY CRAFTED, ADJUSTABLE ALUMINUM DOOR BINS WITH GLASS ACCENTS

Offer easy access to beverages and quick-grab items

UPFRONT, ELECTRONIC-TOUCH CONTROLS

Make it easy to adjust climate settings to create ideal food storage conditions

TEMPERATURE-CONTROLLED DRAWER

Offers added storage flexibility with pre-programmed settings for meat, beverage, and deli

SOFT-CLOSE DRAWERS

Smoothly and quietly slide into a secure shut position

HUMIDITY-CONTROLLED VEGETABLE DRAWER

Helps preserve the freshness of foods

DEDICATED EVAPORATOR SEALED SYSTEM

Helps maintain a precise temperature throughout the fresh food compartment



ELEVATE EVERYTHING™

MONOGRAM

FEATURES AND BENEFITS

FULLY INTEGRATED COLUMN DESIGN

With concealed hinge offers a look of seamless perfection that installs flush with surrounding cabinetry

PANEL-READY EXTERIOR WITH SIX-WAY ADJUSTABILITY

Accepts stainless steel European- or Professional-style panels ordered separately from Monogram or custom panel & handle from your cabinet maker

RETROFIT CAPABILITY

Allows you to replace a 48" or 42" built-in side-by-side refrigerator with two column refrigerators with no cabinet or electrical modifications

FINELY CRAFTED, ADJUSTABLE ALUMINUM DOOR BINS WITH GLASS ACCENTS

Offer easy access to quick-grab items

ADJUSTABLE, HYDROPHOBIC, SPILL-RESISTANT GLASS SHELVES WITH INTEGRATED LED LIGHTING

Provide convenient storage and a clean appearance

REMOTE CONNECTIVITY VIA WIFI

Allows you to wirelessly control freezer settings from your smartphone, using an available app

REMOVABLE ICE STORAGE AND MULTIPLE SLIDE-OUT BINS

Provide added convenience

WATER FILTRATION SYSTEM

Supplies you with clean, fresh-tasting ice cubes

UPFRONT, ELECTRONIC-TOUCH CONTROLS

Make it easy to adjust climate settings to create ideal food storage conditions

RAMP-UP LED INTERIOR LIGHTING

Throughout the freezer compartment accentuates the sophisticated interior and allows easy viewing of contents

DEDICATED EVAPORATOR SEALED SYSTEM

Helps maintain a precise temperature throughout the freezer compartment



ELEVATE EVERYTHING™

MONOGRAM

FEATURES AND BENEFITS

FULLY INTEGRATED COLUMN DESIGN

With concealed hinge offers a look of seamless perfection that installs flush with surrounding cabinetry

PANEL-READY EXTERIOR WITH SIX-WAY ADJUSTABILITY

Accepts stainless steel European- or Professional-style panels ordered separately from Monogram or custom panel & handle from your cabinet maker

RETROFIT CAPABILITY

Allows you to replace a 48" or 42" built-in side-by-side refrigerator with two column refrigerators with no cabinet or electrical modifications

FINELY CRAFTED, ADJUSTABLE ALUMINUM DOOR BINS WITH GLASS ACCENTS

Offer easy access to quick-grab items

ADJUSTABLE, HYDROPHOBIC, SPILL-RESISTANT GLASS SHELVES WITH INTEGRATED LED LIGHTING

Provide convenient storage and a clean appearance

REMOTE CONNECTIVITY VIA WIFI

Allows you to wirelessly control freezer settings from your smartphone, using an available app

REMOVABLE ICE STORAGE AND MULTIPLE SLIDE-OUT BINS

Provide added convenience

WATER FILTRATION SYSTEM

Supplies you with clean, fresh-tasting ice cubes

UPFRONT, ELECTRONIC-TOUCH CONTROLS

Make it easy to adjust climate settings to create ideal food storage conditions

RAMP-UP LED INTERIOR LIGHTING

Throughout the freezer compartment accentuates the sophisticated interior and allows easy viewing of contents

DEDICATED EVAPORATOR SEALED SYSTEM

Helps maintain a precise temperature throughout the freezer compartment



ELEVATE EVERYTHING™

MONOGRAM