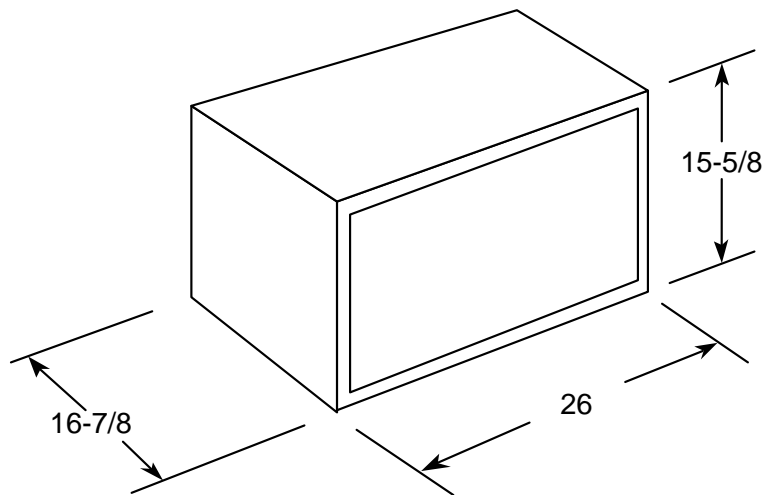




GE Appliances


AJCS10AC—"J Series" Cool Unit

Wall Case Dimensions (in inches)



Note: When installing units in through-the-wall applications. Do not restrict air flow areas.

Parallel



115V
15 Amp



Total capacity and E.E.R. ratings are calculated based on the Association of Home Appliance Manufacturers' standards.



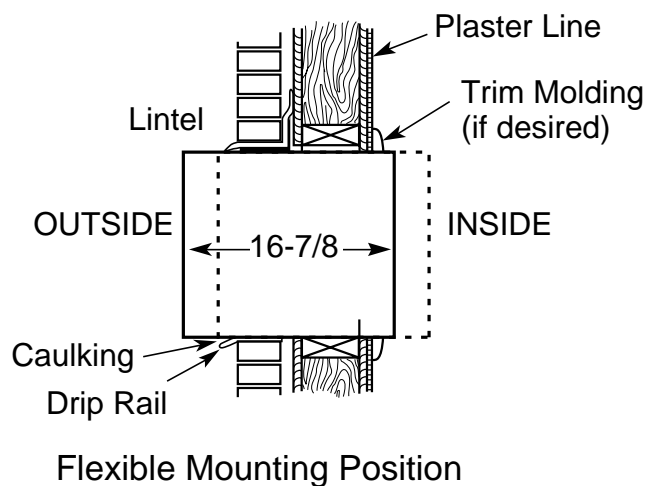
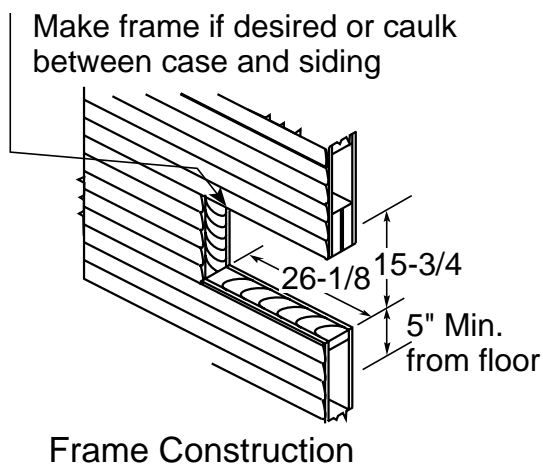
Listed by
Underwriters
Laboratories



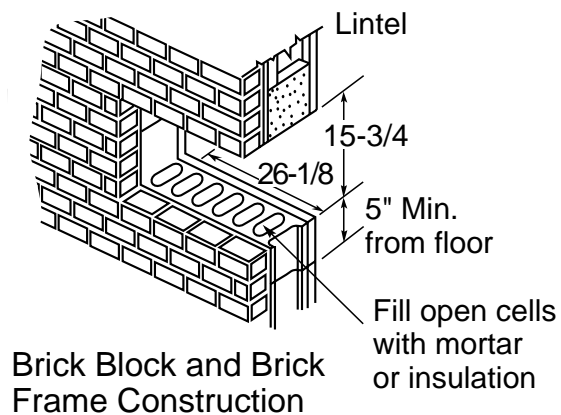
GE Appliances

AJCS10AC—"J Series" Cool Unit

Dimensions (in inches)



Installation Information: A finished opening of 26-1/8" x 15-3/4" clear of intrusions is required. Keep clearance of 4" from side walls. Brick veneer or frame walls should have wood studding surrounding case to provide firm anchoring with screws. Case can be fastened directly to brick or block walls with screws sunk in lead expansion shields.



For answers to your Monogram,[®]GE Profile Performance Series,[™] GE Profile,[™] GE, Hotpoint and RCA appliance questions, call GE Answer Center[®] service, 800.626.2000.



Total capacity and E.E.R. ratings are calculated based on the Association of Home Appliance Manufacturers' standards.



Listed by
Underwriters
Laboratories



GE Appliances

AJCS10AC—"J Series" Cool Unit

Features and Benefits

- Decorative Warm Gray-Beige Front
- 9,900 BTUH, 9.2 E.E.R., 115 Volts
- Fan Cycle Switch for Reduced Energy Consumption
- Variable Setting Thermostat
- 2 Cooling/2 Fan Only Speeds
- Slide-Out Filter for Easy Cleaning
- Exhaust for Air Exchange
- Slide-Out Chassis
- Chassis Only—Without Wall Case and Mounting Kit
- Wall Case—Optional Accessory (RAB46/47/48)
- Window Mounting Kit—Optional Accessory
- Plug Type—Parallel