

# JK5500DF

## GE 27" Built-In Double Convection Wall Oven

### DIMENSIONS AND INSTALLATION INFORMATION (IN INCHES)

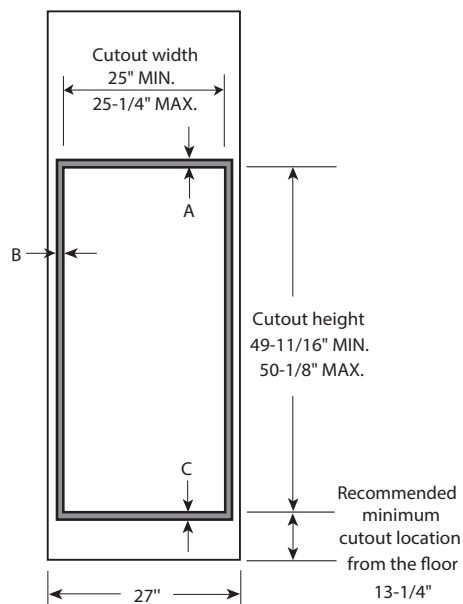
**NOTE:** Cabinets installed adjacent to wall ovens must have an adhesion spec of at least a 194°F temperature rating.

Door handle protrudes 3" from door face. Cabinets and drawers on adjacent 45° and 90° walls should be placed to avoid interference with the handle.

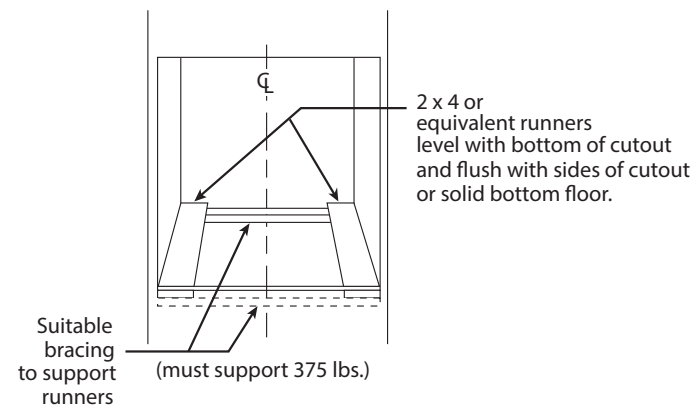
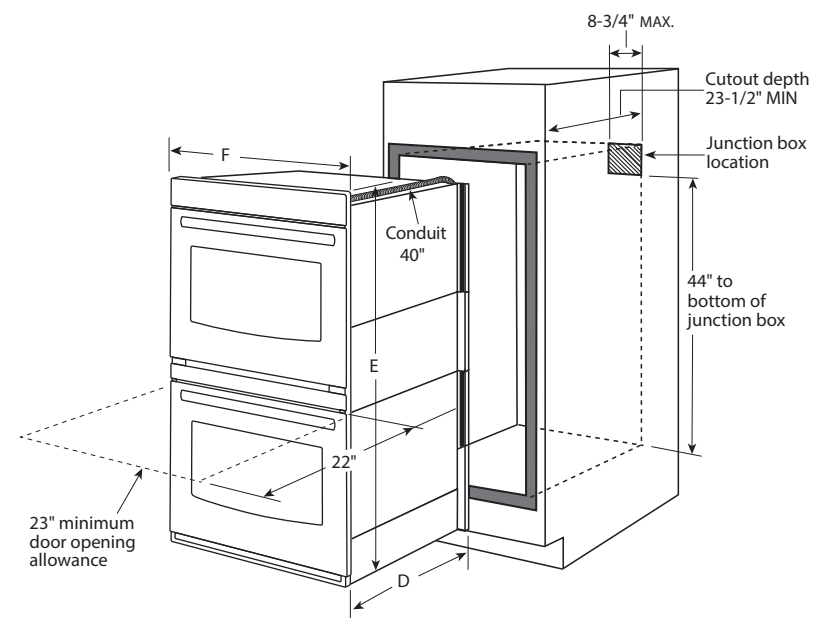
Electric wall ovens are not approved for installation with a plug and receptacle. They must be hard wired in accordance with installation instructions.

**INSTALLATION INFORMATION:** Before installing, consult installation instructions packed with product for current dimensional data.

KW RATING	
240V	7.2
208V	5.4
BREAKER SIZE	
240V	30 Amps
208V	30 Amps



JK5500	
Cabinet	27"
A – Overlap of oven at top of cutout	1"
B – Overlap of oven over side of edges of cutout	1"
C – Overlap of oven at bottom of cutout	1"
Oven	
D – Install depth	23-1/2"
E – Overall height with trim	51-1/8"
F – Overall width	26-3/4"



For answers to your Monogram, GE Café™ Series, GE Profile™ Series or GE Appliances product questions, visit our website at [geappliances.com](http://geappliances.com) or call GE Answer Center® Service, 800.626.2000.



Listed by  
Underwriters  
Laboratories



Specification Revised 4/16

# JK5500DF

## GE 27" Built-In Double Convection Wall Oven

### FEATURES AND BENEFITS

True European Convection (upper oven) - Achieve delicious results from a third heating element and fan combination

Self-clean with steam clean option (both ovens) - Clean your oven the way you want

Self-clean heavy-duty oven racks - Conveniently clean your oven and racks together

Glass touch controls - Set temperatures quickly and clean with little effort

Halogen interior oven lighting - Easily see how your food is baking

Ten-pass bake element - Even baking is assured with heat that covers more surface area

Eight-pass broil element - Get full broil coverage and even browning from edge to edge

Double oven 8.6 cu. ft. total oven capacity (4.3 cu. ft. both ovens) - Large meals are easy with capacity that fits more at one time

Black gloss oven interior - Enjoy a clean and sleek appearance

Hidden bake - Make cleanup easy by eliminating hard-to-reach areas

Model JK5500DFBB – Black on black

### GUARANTEED FIT

Replacing a similar wall oven from GE or another brand? GE wall ovens are guaranteed for an exact fit to make replacement easy

Visit [geappliances.com](http://geappliances.com) for more info

