

# PSA9120DF

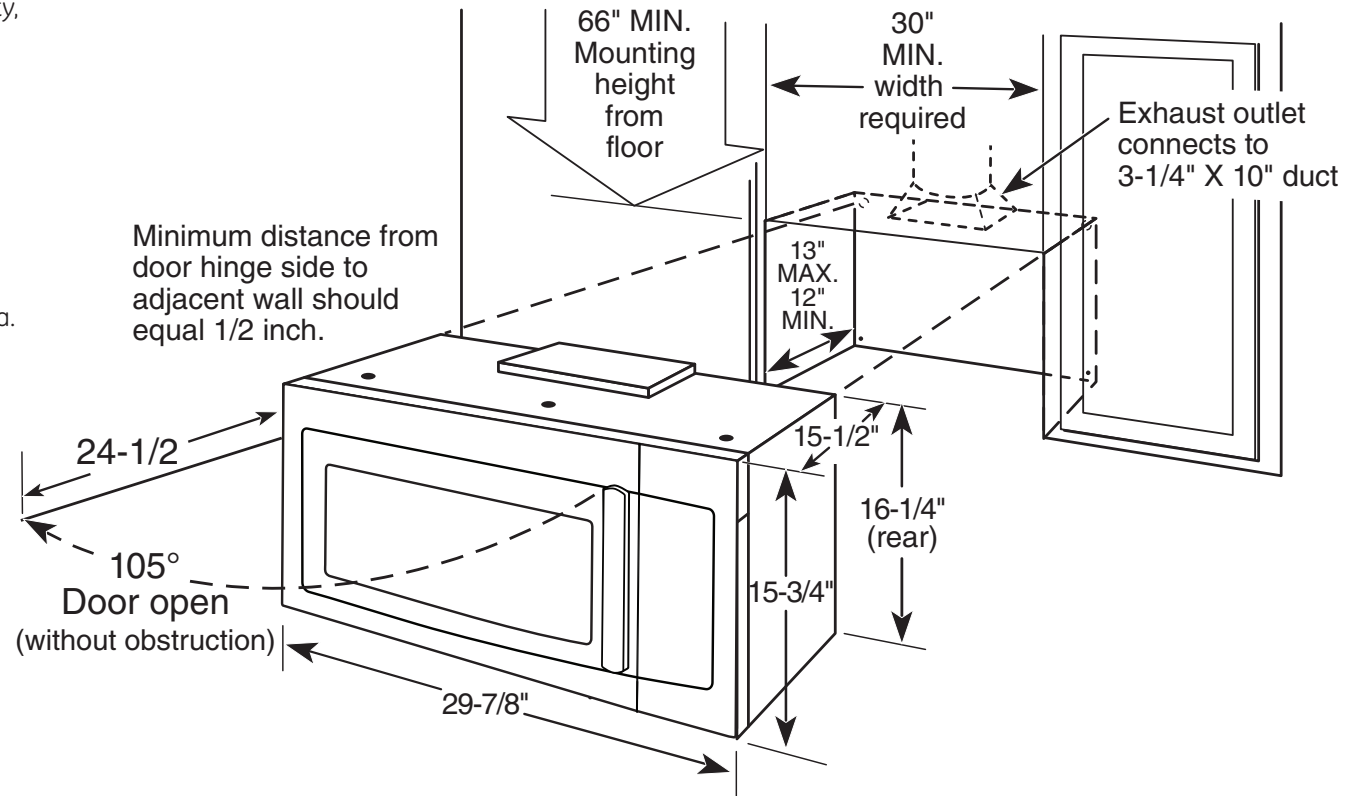
## GE Profile Series Over-the-Range Oven with Advantium® Technology

### Dimension Information (in inches)

**Important:** Please read carefully. For personal safety, this appliance **must** be properly grounded to avoid severe or fatal shock.

Do not, under any circumstances, cut, deform, or remove any of the prongs from the power cord. Do not use with an extension cord.

**Installation Information:** This information is not intended to be used for installing unit described. Before installing, consult installation instructions packed with product/kit for current dimensional data.



imagination at work

For answers to your Monogram®, Café™ Series, Profile™ Series or GE® appliance questions, visit our website at [geappliances.com](http://geappliances.com) or call GE Answer Center® service, 800.626.2000.



Listed by  
Underwriters  
Laboratories

Specification Revised 2/15

# PSA9120DF

## GE Profile Series Over-the-Range Oven with Advantium® Technology

### Dimension Information (in inches)

#### Hood Exhaust Duct

Outside ventilation requires a HOOD EXHAUST DUCT. Read the following carefully.

#### EXHAUST CONNECTION:


The hood exhaust has been designed to mate with a standard 3-1/4" x 10" rectangular duct.

If a round duct is required, a rectangular-to-round transition adaptor must be used. Do not use less than a 6" diameter duct.

#### REAR EXHAUST:

If a rear or horizontal exhaust is to be used, care should be taken to align exhaust with the space between studs, or wall should be prepared at the time it is constructed by leaving enough space between the wall studs to accommodate exhaust.

#### Filter Kit Accessory



#### MAXIMUM DUCT LENGTH:

For satisfactory air movement, the total duct length of 3-1/4" x 10" rectangular or 6" diameter round duct should not exceed 140 equivalent feet.

**ELBOWS, TRANSITIONS, WALL AND ROOF CAPS, etc.,** present additional resistance to airflow and are equivalent to a section of straight duct which is longer than their actual physical size. When calculating the total duct length, add the equivalent length of all transitions and adaptors plus the length of all straight duct sections. The chart below shows the approximate feet of equivalent length of some typical ducts.

Duct	Equivalent
A. Rectangular-To-Round Transition Adaptor	5 Ft.
B. Wall Cap	40 Ft.
C. 90° Round Elbow	10 Ft.
D. 45° Round Elbow	5 Ft.
E. 90° Rectangular Elbow	25 Ft.
F. 45° Rectangular Elbow	5 Ft.
G. Roof Cap	24 Ft.



imagination at work



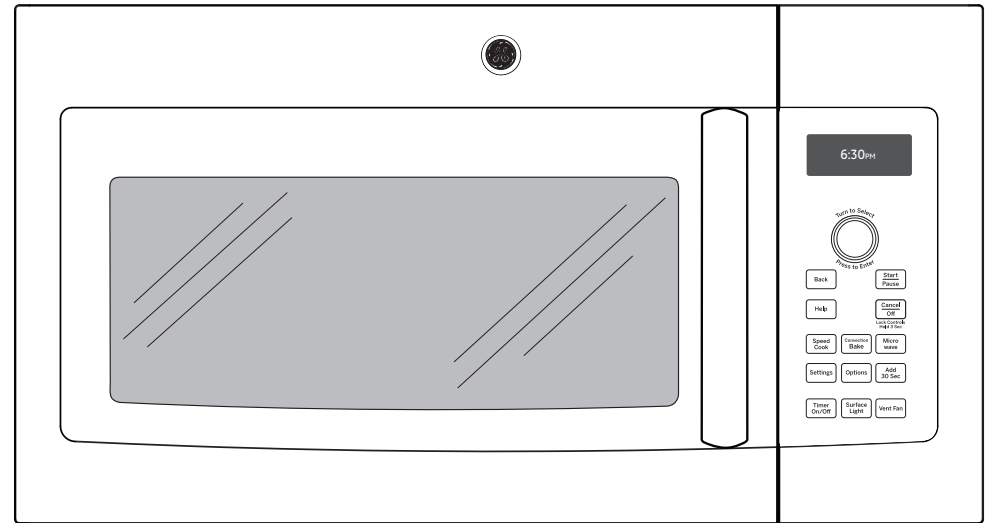
Specification Revised 2/15

# PSA9120DF

## GE Profile Series Over-the-Range Oven with Advantium® Technology

### Features and Benefits

- Speedcook oven (120) - Enjoy oven-quality results two to four times faster than a conventional oven
- Multiple cooking functions - Expand your cooking versatility with an all in one oven
- Halogen Heat - Skip the preheating with nearly instantaneous halogen heat
- Over 175 preprogrammed menu selections - Preprogrammed selections make meals easy
- Custom Recipe Saver - Conveniently store cooking instructions for up to 30 different recipes
- Backlit controls - Controls are easy to read by displaying highly visible LCD readouts
- Three-Speed, 300-CFM Venting System - Quickly moves smoke and steam up from the cooktop
- Model PSA9120DFBB - Black
- Model PSA9120DFWW - White



imagination at work