

# GSS25MSS

## GE® ENERGY STAR® 25.4 Cu. Ft. Stainless Side-By-Side Refrigerator with Dispenser

### Dimensions and Installation Information (in inches)

Overall Dimensions	Height to top of hinge (in.) <b>A</b>	<b>69-1/4</b>
	Height to top of case (in.) <b>B</b>	<b>68-3/4</b>
	Case depth without door (in.) <b>C†</b>	<b>28</b>
	Case depth less door handle (in.) <b>D†</b>	<b>32-1/4</b>
	Case depth with door handle (in.) <b>E†</b>	<b>34-7/8</b>
	Depth with fresh food door open 90° (in.) <b>F†</b>	<b>50-1/16</b>
	Width (in.) <b>G</b>	<b>35-3/4</b>
Air Clearances	Width with door open 90° inc. door handle (in.) <b>H</b>	<b>42-3/8</b>
	Each side (in.)	<b>1/8</b>
	Top (in.)	<b>1</b>
	Back (in.)	<b>1</b>

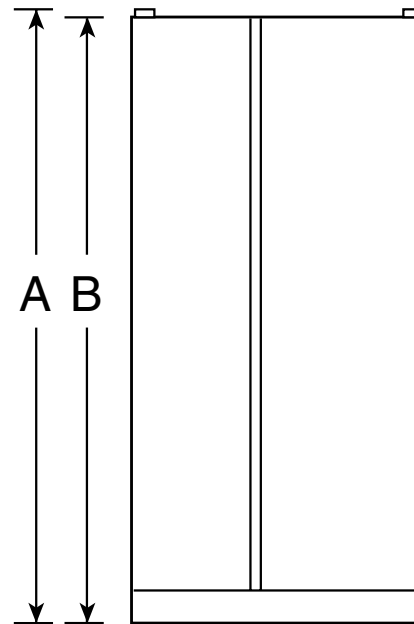
†Water hook-up fits in back air clearance when calculating installation depth.

If installed against a wall, allow clearance of 14-3/16" on freezer side to remove bin. To remove fresh food pans, remove door bins.

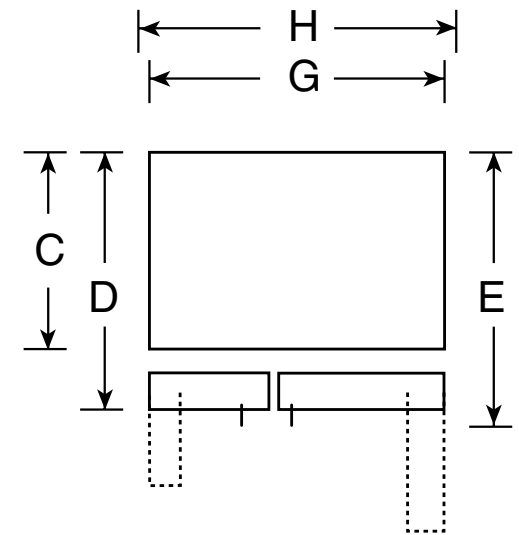
Clearance required to remove fresh food full-size pan without disassembling is 18-15/16".

Allow additional space for any necessary leveling adjustments.

For answers to your Monogram®, GE Profile™ or GE® appliance questions, visit our website at [ge.com](http://ge.com) or call GE Answer Center® service, 800.626.2000.



Front View



Top View



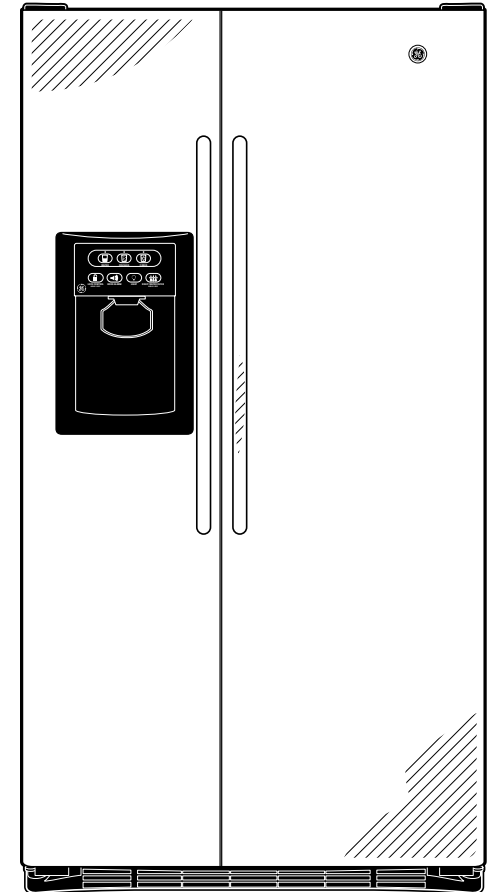
As an ENERGY STAR® partner, GE has determined that this product meets the ENERGY STAR guidelines for energy efficiency.

# GSS25MSS

## GE® ENERGY STAR® 25.4 Cu. Ft. Stainless Side-By-Side Refrigerator with Dispenser

### Features and Benefits

- Stainless Steel - Convey a look of utmost polish and sophistication
- ExpressChill™ with 3 Settings - Chills beverages quickly. Select 15, 30 or 45 minutes with one easy button selection
- Electronic Controls with Actual Temperature Display
- Slide-Out Freezer baskets - Provides ample, easy-access storage for frozen foods
- Freshness Center™ - (1 adjustable humidity crisper, 1 convertible meat keeper with cold control and 1 adjustable humidity snack pan with spillproof cover)
- TurboCool™ Setting - "Revs up" the refrigerator, cooling it quickly after frequent door openings
- Integrated Ice™ System - Frees up valuable freezer space. It tilts down, providing easy access to bulk ice
- Tilt-out Freezer Door Bins - Move forward for convenient access
- Integrated Shelf Support System - Provides strong, yet flexible support
- ClearLook™ Adjustable Gallon Door Bins - Store gallon containers with ease
- Model GSS25MSSSS - Stainless steel



imagination at work



As an ENERGY STAR® partner, GE has determined that this product meets the ENERGY STAR guidelines for energy efficiency.