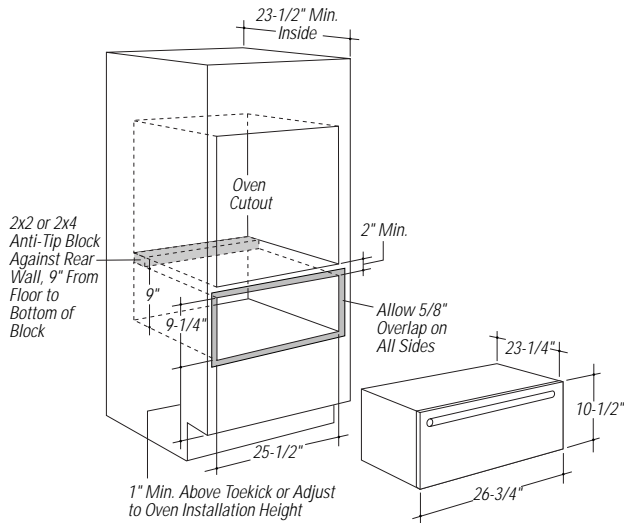




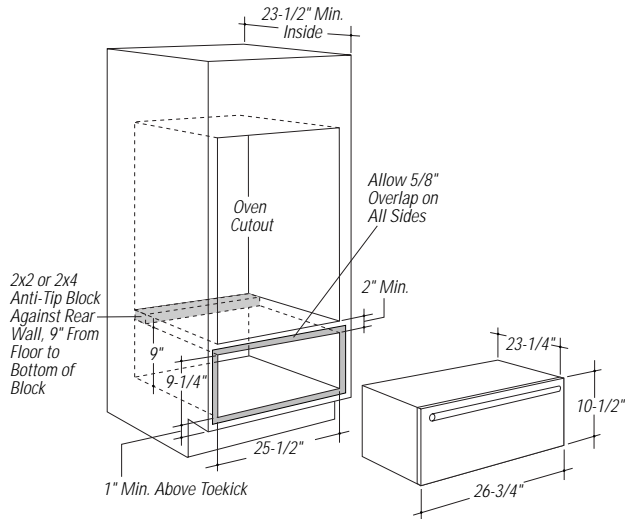
Monogram™

ZKD910SBSS - GE Monogram 27" Warming Drawer

Single Oven Installation (in inches)

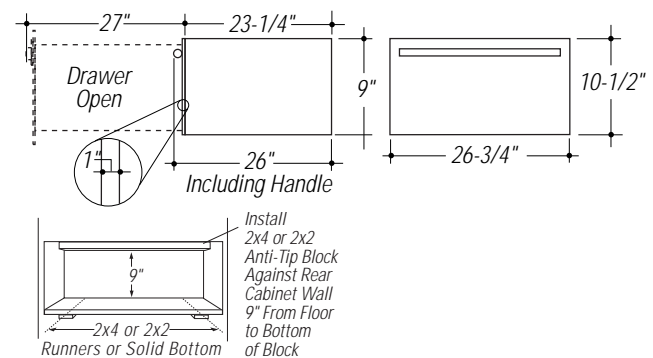


Double Oven Installation (in inches)

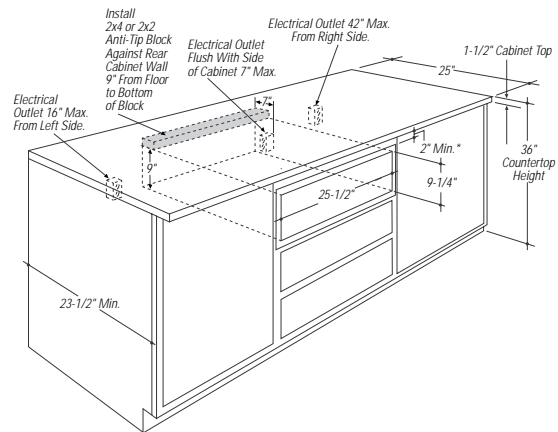


Note: Additional clearance between cutouts may be required. Check to be sure that oven supports above the Warming Drawer location do not obstruct the required interior 23-1/2" depth and 9-1/4" height.

Warming Drawer Dimensions (in inches)



Undercounter Installation (in inches)



Note: When installing warming drawer with a cooktop, allow a 2" minimum from cooktop burner box bottom to top of cut-out.

Important Installation Note:

Must provide anti-tip brace at the back of the cabinet and at the top of the cutout.

Optional Accessories:

JXPN1—Optional Pan Set Accessory for Warming Drawer.

Five commercial pans with lids (4" deep)

- One large pan (14 quarts)
- Two medium pans (6 quarts each)
- Two small pans (3 quarts each)

ZXD27B—1/4" wood panel trim kit

For answers to your Monogram®, GE Profile Performance Series™, GE Profile™ or GE appliance questions, call GE Answer Center® service, 800.626.2000.




Listed by
Underwriters
Laboratories



Monogram™

ZKD910SBSS - GE Monogram 27" Warming Drawer



Features and Benefits

- 1.67 cu. ft Capacity
- Variable Temperature Control - Proof(80) / Low(140) / Med(170) / High(210)
- Variable Humidity Control - Crisp to Moist
- Half Rack
- "On" Signal Light
- On/Off Rocker Switch
- Removable Stainless Steel Pan
- Full Extension Ball Bearing Glides
- Hidden Controls Provide Flush Installation Appearance
- Variable Installation Options
- Model ZKD910WBWW - White on white
- Model ZKD910BBBB - Black on black
- Model ZKD910SBSS - Stainless steel