

Café Professional Series 30" Smart Built-In Convection Single Wall Oven

CTS90DP2NS1 / CTS90DP3ND1 / CTS90DP4NW2

C A F É



ALSO
AVAILABLE IN



CTS90DP3ND1
Matte Black with
Brushed Stainless
handle



CTS90DP4NW2
Matte White with
Brushed Bronze
handle



FEATURES & BENEFITS

Monitor your food from your smart device thanks to a heat-resistant **in-oven camera**, which syncs to the SmarHq app.

Make homemade chips, spices and dehydrated fruits more easily than ever with a **moisture-removing setting** in your oven.

A **soft-close oven door** reduces noise and eliminates slams, for a more peaceful environment in the kitchen.

Simplify the cooking process with **precision cooking modes** that automatically track progress, and make time and temperature adjustments.

Easily navigate wall oven settings thanks to a 7" touchscreen display.

This oven features **True European Convection**, an advanced convection system that uses a third heating element and reversing fan for the highest level of heat and air circulation.

Get a custom look in the kitchen by selecting your favorite hardware and finish combination. Choose from Matte White, Matte Black and Stainless Steel finishes, and Brushed Copper, Brushed Bronze, Brushed Black and Brushed Stainless hardware.

Eliminate the need for preheating and save time with a variety of **precision cooking modes**.

Integrated **hot air frying** technology gives you crispy results in your oven without using oil.

This smart oven features **built-in WiFi** so you can control oven functions with the SmarHq app on your smart device.

This **smooth-gliding oven rack** can be left in the oven during the self-clean cycle so you never have to scrub.

This oven will fit your existing cut-out, or GE Appliances will help pay for modifications up to \$300.

APPEARANCE

Handle	Café Stainless
	Above Warming Drawer; Side-by-Side; Under Built-In Advantium; Under Built-In Microwave; Under Cooktop; Undercounter

FEATURES

Configuration	Single Oven
Cooking System	True European Convection with Direct Air
Oven Cleaning Type	Self-Clean with Steam Clean Option
Cleaning Time	Variable with Delay Clean Option
Oven Cooking Modes	Convection Bake Convection Bake Multi-Rack Convection Broil Hi/Lo Convection Roast Precision Cooking Modes Thermal Bake Thermal Broil Hi/Lo No Preheat Air Fry Turkey Mode
Self-Clean Oven Door Lock	Automatic
Control Type	7" Full-Color Touch LCD Screen
Oven Features	10-Pass Bake Element 10-Pass Dual Broil Element Closed Door Broiling
Oven Rack Features	2 Self-Clean Roller Racks 6 Embossed Rack Positions
Oven Control Features	12-Hour Shut-Off Capability Audible Preheat Signal Auto Recipe Conversion Sabbath Mode Control Lock Capability Cook Time C° or F° Programmable Dehydration Delay Time Electronic Clock & Kitchen Timer Mis-Wire Detection Oven Camera Proof Mode Remote Enabled Scan-To-Cook Temperature Probe Warm Mode
WiFi Connect	Built-In
Connected Capabilities	Amazon Alexa; The Google Assistant; IFTTT Fresco; Innit; Sonos; Google Home
Cooking Technology	Convection
Oven Interior	2 Halogen Interior Oven Lights Black Gloss Finish Hidden Bake

CAPACITY

Total Capacity (cubic feet)	5.0 cu ft
-----------------------------	-----------

POWER / RATINGS

Amp Rating at 208V	20
Amp Rating at 240V	20
Bake Wattage	2,850W
Broiler Wattage	3,300 / 1,000W
Convection Wattage	2,400W
KW Rating at 208V	3.2
KW Rating at 240V	4.2

WEIGHTS & DIMENSIONS

Approximate Shipping Weight	177 lb
Net Weight	161 lb
Overall Height	28-5/8 in
Overall Width	29-3/4 in
Overall Depth	26-3/4 in
Cabinet Width	30 in
Cutout Dimensions (W x H x D) (in.)	28-5/8 x 27-5/16 x 23-1/2
Oven Interior Dimensions (W x H x D) (in.)	25 x 17-3/8 x 20-1/4

Café Professional Series 30" Smart Built-In Convection Single Wall Oven



CTS90DP2NS1 / CTS90DP3ND1 / CTS90DP4NW2

WARRANTY

Parts Warranty	Limited 1-Year Entire Appliance
Labor Warranty	Limited 1-Year Entire Appliance
Warranty Notes	See Written Warranty for Full Details

DIMENSIONS AND INSTALLATION INFORMATION

Most 30" Wall Cabinets can be used with this unit.

Note: These ovens are not approved for stackable installations. Cabinets installed adjacent to wall ovens must have an adhesion spec of at least a 194°F temperature rating.

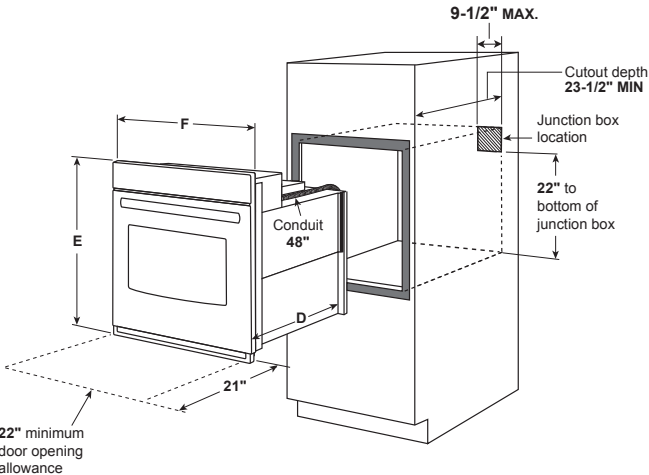
Door handle protrudes 2-1/2" from door face. Cabinets and drawers on adjacent 45° and 90° walls should be placed to avoid interference with the handle.

Electric wall ovens are not approved for installation with a plug and receptacle. They must be hard wired in accordance with installation instructions.

Installation Information: Before installing, consult installation instructions packed with product for current dimensional data. Side-by-side installations require at least 2" between cutouts.

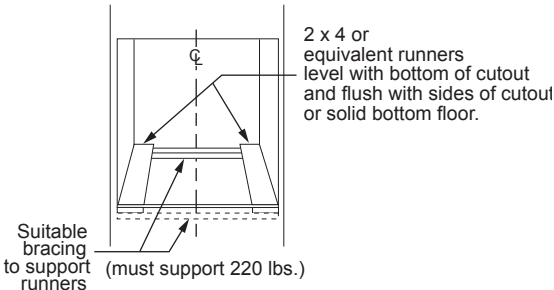
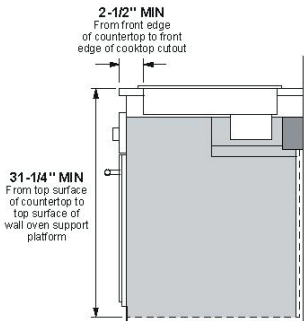
Note: 36" ribbon cooktop are approved for use over Café 30" single wall ovens and warming drawers. 30" ribbon cooktops are approved for use over 30" and Café 27" single wall ovens and warming drawers. Refer to cooktop and wall oven installation information packed with products for current dimensional data.

Installation information: Before installing, consult installation instructions packed with products for current dimensional data and for alternate installation options.

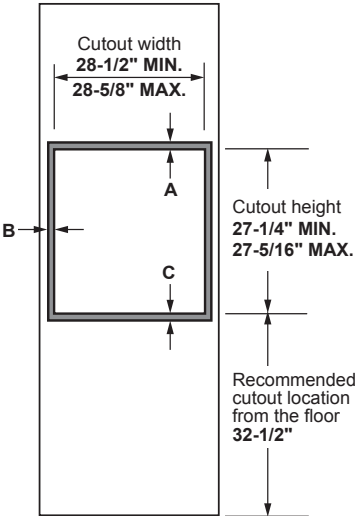


Electric wall ovens are not approved for installation with a plug and receptacle. They must be hard wired in accordance with installation instructions.

INSTALLATION ABOVE A WALL OVEN



Cabinet	30"
A - Overlap of oven at top of cutout	1-1/4"
B - Overlap of oven other side of edge of cutout	3/4"
C - Overlap of oven at bottom of cutout	1-1/4"
Oven	
D - Install depth	23-1/2"
E - Overall height with trim	28-5/8"
F - Overall width	29-3/4"



Café Professional Series 30" Smart Built-In Convection Single Wall Oven

C A F É

CTS90DP2NS1 / CTS90DP3ND1 / CTS90DP4NW2

DIMENSIONS AND INSTALLATION INFORMATION

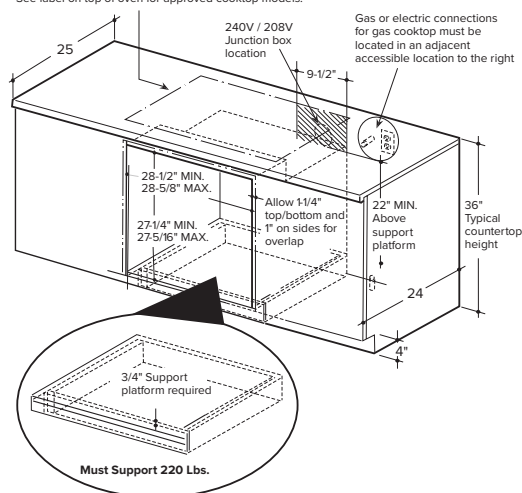
Optional Undercounter Dimensions and Installation Information

Note: 36" ribbon cooktop are approved for use over Café 30" single wall ovens and warming drawers. 30" ribbon cooktops are approved for use over 30" and Café 27" single wall ovens and warming drawers. Refer to cooktop and wall oven installation information packed with products for current dimensional data.

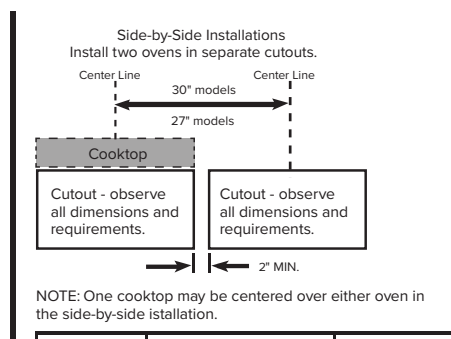
Installation information: Before installing, consult installation instructions packed with products for current dimensional data and for alternate installation options.

ELECTRIC WALL OVENS ARE NOT APPROVED FOR INSTALLATION WITH A PLUG AND RECEPTACLE. THEY MUST BE HARD WIRED IN ACCORDANCE WITH INSTALLATION INSTRUCTIONS.

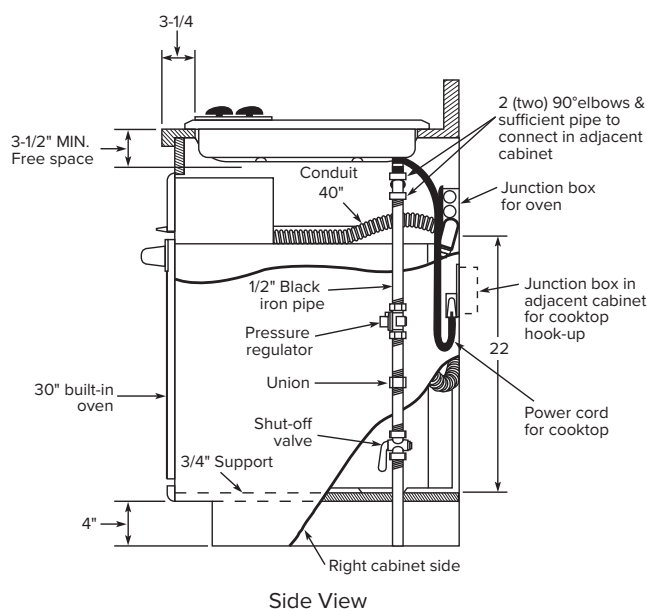
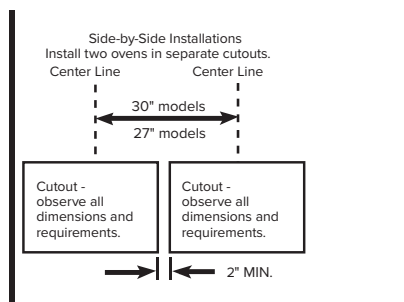
Gas or electric cooktops may be installed over this oven. See cooktop installation instructions for cutout size. See label on top of oven for approved cooktop models.



Side by Side single ovens under cooktop and counter



Side by Side single ovens



Dimension and installation information are shown in inches.

ADDITIONAL ACCESSORIES



CXWS0H0PMBZ
Brushed Bronze
1 handle
(Standard on Matte White)



CXWS0H0PMSS
Brushed Stainless
1 handle
(Standard on Matte Black)



CXWS0H0PMBT
Brushed Black
1 handle



CXWS0H0PMCU
Brushed Copper
1 handle



CXWS0H0PMCG
Brushed Brass
1 handle



CXWS0H0PMFB
Flat Black
1 handle